

Missions Alive!



EUROPE

Belgium, Bulgaria, France,
Greece, Hungary, Ireland,
North Macedonia, Portugal,
Romania, Russia, Serbia,
Spain, Ukraine,
United Kingdom

Study for Grades 1-6

FREE METHODIST WORLD MISSIONS 2021



How to Use *Missions Alive!*

This curriculum is developed for children in grades 1-6 to help them learn about the global church and the people groups around the world who have yet to hear the good news about Jesus. Through stories, activities and cultural experiences, we hope each child will understand the good news of Jesus is for all nations.

*"Give praise to the LORD, proclaim his name; make known among the nations what he has done.
Sing to him, sing praise to him; tell of all his wonderful acts.*

Glory in his holy name; let the hearts of those who seek the LORD rejoice.

Look to the LORD and his strength; seek his face always"

(1 Chronicles 16:8-11).

We pray the children will desire to obey this call of Jesus as they interact with children in their school and neighborhood with different cultural backgrounds. We also pray some will hear the voice of Jesus, calling them to be one who goes to the ends of the earth to proclaim the love of Jesus to those who have not yet heard.

Put this curriculum in a three-ring binder for easy use. To quickly find the sections, you might want to make index tabs to separate them. A sticky note on the first page of each section might do the trick.

Feel free to make as many copies of the entire curriculum or specific pages as needed for each teacher and student.

PowerPoint slides have been prepared for several sections. These PowerPoints and related videos are available at fmwm.org/childrens-resources.

Another feature of the curriculum is the section that helps your students learn about problems children around the world face. Your students will be encouraged to take action to address a need in their community or around the world.

We hope you find this curriculum user-friendly. Your comments and feedback are appreciated.

– Jan Coates, Editor

Missions Alive! Staff

Editor: Jan Coates

Consultants: Josh Fajardo (Area Director), Debra Gilmore

Contributors: Sarah Anderson, Cindi Angelo, Eric Casteel, DeeDee Galloway, Paula Gillespie, Michael Long, Gerry McNamara, Zsuzsa Mecséri-McNamara, Tanya Mendakoff, Diane Mellinger, Magaly Mora, Philip More, Marcie Potts, Lynette Sykora, Sarah Walker, Katie Winckles, Larry Winckles

Copy Editor: Matt Schnepf

Layout and Design: Beth Winchell

Missions Alive!

©2021 by Free Methodist World Missions – USA

770 N. High School Road

Indianapolis, IN 46214

Printed in the USA



Permission is granted to copy this leader's guide for use by local children's leaders and educators only.

Please note, however, that *Mission's Alive!* materials are copyrighted by Free Methodist World Missions, which owns all material and illustrations. It is against the law to copy any of these materials for any commercial promotion, advertising or sale of a product or service. Note some materials in this curriculum are reprinted with permission from other publishers and are owned by those individual publishers.

We appreciate their allowing us to reprint these ideas to expand your students' cultural experience.

All Scripture, unless otherwise indicated, are taken from the HOLY BIBLE, NEW INTERNATIONAL VERSION (NIV).

Copyright 1973, 1978, 1984 by International Bible Society.

Welcome to Europe!

Greetings Teachers!

As you begin to share with your students about Europe, let me help you understand some realities of our present circumstances.

Europe Today:

- Europe has the smallest percentage of Evangelicals of any region on Earth – only 2.5% (as low as 0.1% in some countries).
- It also reports the lowest church-growth rate of anywhere in the world.

These are two facts that describe our realities as evangelical citizens of Europe.

For the past five decades, Europe has experienced economic growth while experiencing a spiritual, moral and social decline. The evangelical church is marginalized and still considered a sect in many European countries. Most Europeans view Evangelicals as insignificant or irrelevant. Even with these challenges, the evangelical church is growing. In challenging environments, we are working in our communities, looking for ways to connect and make a difference.

In recent days Europe has been in the news due to the political and social turmoil created by rising nationalism and the refugee crisis. Adding to these circumstances, the global pandemic created a whole other layer of concerns. These issues are taking a toll on citizens. I am convinced the people of Europe need the people of God living in their communities and making a difference through humility and service. They should see we are people of God not only in name but by action as well. It is also an opportunity for the church to respond strategically and with love and justice. I would ask you to join in prayer for Europeans' lives to be transformed by the message of hope in Jesus Christ. You also may want to consider visiting one of our European countries to encourage our churches and leaders.



Josh and Suzy Fajardo
Europe Area Director





Contents

Introductory Material

PowerPoint and Video Resources	6
Suggested Lesson Plans.....	7
Goals and Teaching Tips	10
Details That Make a Difference	11
Classroom Activities	15
Offering Project	16
Missions Fair	18
Postcards/Nametags	20
Passport	22
Parent's Partner	24

Scripture Memory and Prayer Activities

Verses for Memory	26
Memory Verse Activities	28
Prayer Ideas and Activities.....	31
Missionary Prayer Calendar/Prayer Reminders...	34
Prayer Stations	40

Features

Stories From Europe and Explore Activities	41
Free Methodist World Missions Partner Ministries – International Child Care Ministries, SEED and Set Free Movement	64
Problems Faced by Children Around the World ...	70
World Religions	72

Facts

Country Facts, Maps and Flags.....	74
Missionary Information	120
Stories of Missionary Calling.....	129

Fun With Culture


Holidays and Celebrations	134
Games	137
Crafts	141
Word Puzzles and Activities	149
Songs	171
Recipes.....	177

Resources

Christian Life Club Supplement	185
Resources and Suggested Reading	186

Bibliography	188
---------------------------	------------

Evaluation	191
-------------------------	------------





PowerPoint and Video Resources for *Missions Alive!* Europe

PowerPoint slideshows are available to use in teaching these portions of the curriculum:

Memory Versespages 26-30

World Religions pages 72-73

Countries.....pages 78-119

Flag

Map

Photos from the Countries

Photos of Children

Problems Faced by Children Around the World pages 70-71

Songs..... pages 171-176

Videos available:

[Joining God's Work in Europe](#)

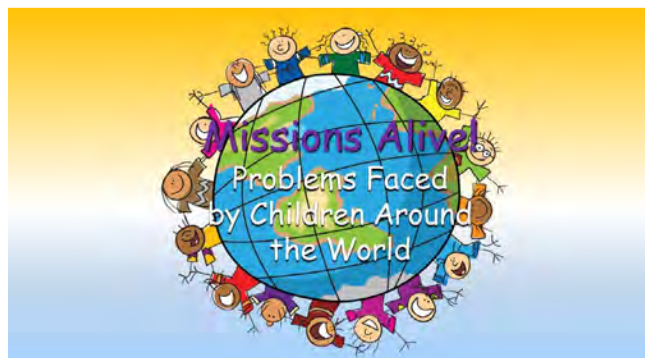
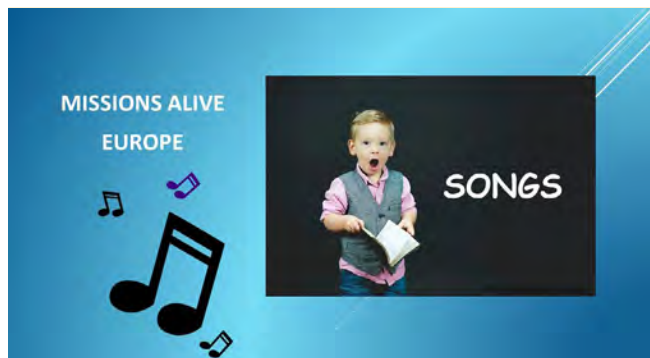
Videos from Portugal (Accompanies the lesson on page 64) <https://fmwm.org/childrens-resources/>

Lucas

Rebecca

Samuel

[Virtual Christmas Boxes](#) (Accompanies the story on page 44)



Suggested Lesson Plan

These lesson plans can easily be tailored to fit your church's needs. The material can be adapted to be used monthly instead of weekly. Make allowances for your class schedule, methods, the age of students represented, etc. There is a four-week lesson plan covering four countries where we have Free Methodist work in Europe. An additional nine-week focus includes studying nine countries, or create your own lesson plans from the resources provided. Choose the lessons, resources and activities you feel will be most beneficial for your students.



Four-Week Focus

Week One:

- Learn about Bulgaria and the missionaries (pages 81-85, 121-128)
- Introduce the Offering Project (pages 16-17)
- Use one of the Stories and Explore Activities for Bulgaria (pages 43-44)
- Play one or two of the Bulgarian games (pages 137-138)
- Make and serve Shopska Salata (page 178)

Week Two:

- Learn about Hungary and the missionaries (pages 94-97, 121-128)
- Use one of the Stories and Explore Activities for Hungary (pages 48-53)
- Sing a song in Hungarian (pages 171-172)
- Play one of the Hungarian games (page 139)
- Make the Hungarian Folk Art craft or the Blue Dye craft (pages 144-145)
- Make Paprika Cheese Sticks and serve with sparkling water (pages 181-182)

Week Three:

- Learn about Portugal and the missionaries (pages 98-101, 121-128)
- Use the information about Discipling Children in Portugal and watch videos provided (page 54)
- Sing a song in Portuguese (page 174)
- Make the Portuguese Tile Art (pages 146)
- Make and serve the easy Portuguese Donuts (page 182)

Week Four:

- Learning About Ukraine (pages 112-115)
- Share one of the stories about Ukraine and complete the Explore Activity (pages 62-63)
- Sing "This Is the Day" in Ukrainian (page 175)
- Review your memory verse using one of the activities (pages 26-30)
- Play Jump for Bread (page 140)
- Serve some Kutya (page 183)

Feel free to substitute another country of your choice for one or more of these weeks, but be sure to introduce the Offering Project from Bulgaria on week one.

Nine-Week Focus

Week One:

- Share information about Belgium and the Casteels (pages 78-80, 122)
- Label a map of Belgium and color the Belgian flag (page 80)
- Share the story “God Is at Work in Belgium” and complete the Explore Activity (page 42)
- Learn “Jesus Loves Me” in French (page 171)
- Introduce the memory verse you have chosen (page 26)
- Introduce the Offering Project (pages 16-17)

Week Two:

- Share information about Bulgaria and the three missionary families (pages 81-85, 121-128)
- Label a map of Bulgaria and color the Bulgarian flag (page 85)
- Share one of the stories about Bulgaria and complete the Explore Activity (pages 43-44)
- Review your memory verse using one of the activities (pages 26-30)
- Share prayer requests for Bulgaria and complete the Prayer Wheel (pages 82, 37-38)
- Play one or two of the Bulgarian games (pages 137-138)
- Make and serve Shopska Salata (page 178)

Week Three:

- Share information about Greece and the Longs (pages 90-93, 125)
- Label the map of Greece and color the Greek flag (page 93)
- Share one of the stories about Greece and complete the Explore Activity (pages 45-47)
- Review your memory verse
- Have your own Greek Olympics (pages 138-139)
- Make a Greek Flag (page 144)
- Make and serve Greek Butter Cookies or Tzatziki Sauce and fresh vegetables (page 179-180)

Week Four:

- Share information about Hungary and the four missionary families (pages 94-97, 121-128)
- Label a map of Hungary and color the Hungarian flag (page 97)
- Share one of the stories about Hungary and complete the Explore Activity (pages 48-53)
- Share prayer requests for Hungary and use one of the prayer activities (page 95, 31-33)
- Sing a song in Hungarian (pages 171-172)
- Play a Hungarian game (page 139)
- Make one of the Hungarian crafts (pages 144-145)
- Serve Paprika Cheese Sticks and serve with sparkling water (pages 181-182)

Week Five:

- Share information about Portugal and the Angelos (pages 98-101, 121)
- Label a map of Portugal and color the flag of Portugal (page 101)
- Share “Disciples for Jesus” and watch the accompanying videos and complete the Explore Activity (page 54)
- Sing “God Is so Good” in Portuguese (page 174)
- Review your memory verse
- Create some Portuguese Tile Art (pages 146)
- Serve Portuguese Donuts (page 182)

Week Six:

- Share information about Romania (pages 102-104)
- Label the map of Romania and color the Romanian flag (page 104)
- Share “Caring for the Poor Among Us” and “Our Daily Bread” and complete an Explore Activity (pages 55-56)
- Review the memory verse using one of the suggested activities (pages 26-30)
- Play Water and Fire (page 140)

Week Seven:

- Share information about Russia and the Mendakoffs (pages 105-107, 126)
- Share some of the short stories about work with orphans and street children and complete the Explore Activity (pages 57-59)
- Share prayer requests for these countries and use the Orphan Tree prayer activity (pages 106, 32)
- Sing “King of Kings” in Russian (page 175)
- Review the memory verse using one of the suggested activities (pages 26-30)
- Make an Easter Egg (page 143)

Week Eight:

- Share information about Spain and the four missionary couples (pages 108-111, 121-128)
- Label a map of Spain and color the Spanish flag (page 111)
- Share one of both of the stories from Spain and complete an Explore Activity (pages 60-61)

- Sing “This Little Light of Mine” in Spanish (page 173)
- Review the memory verse
- Play 1,2,3, Escondite Inglés (page 140)
- Make a Spanish mosaic craft (page 146)
- Serve sunflower seeds (page 177)

Week Nine:

- Share information about Ukraine (pages 112-115)
- Label the map of Ukraine and color the Ukrainian flag (page 115)
- Share one of the stories about Ukraine and complete the Explore Activity (pages 62-63)
- Sing “This Is the Day” in Ukrainian (page 175)
- Review your memory verse using one of the activities (pages 26-30)
- Play Jump for Bread (page 140)
- Serve some Kutya (page 183)

Supplemental Lessons

Free Methodist World Mission Partner Ministries

Use the information about Free Methodist World Missions Partner ministries – International Child Care Ministries, SEED and the Set Free Movement – to share ways the Free Methodist Church in Europe and worldwide are helping to change their communities and care for the vulnerable.

European Review

- Have a review of countries asking students to tell something they have learned about each country.
- Divide students into two teams. Play an identification game using photos of flags and missionaries. See which team can identify the most correctly.
- Remind students of some of the prayer needs for Europe. Using the activity “Prayers for Light in the Darkness” (page 32), pray for some of the needs you mention.
- Use “How Much Do You Know About Europe” or

the “Europe Word Search” to review some of the information you have learned about Europe (page 150 or 155).

- Play one or two of your favorite games or try one you didn’t play yet (pages 137-140).
- Try a snack or recipe you did not use yet (pages 177-184).

Hungarian Christmas

Use this lesson in December

- Read the Christmas story from Luke 2 and have children act it out as you read.
- Share “Kellemes Karácsonyt – Merry Christmas” by Katie Winckles (page 135).
- As a craft, make the Hungarian Gingerbread Cookies (page 145) for students to take home and decorate their Christmas tree.
- Make Mini Hungarian Kakaós Csiga (page 180) for a snack.

Introductory Material

Goals

The goals of this curriculum are to help children:

- Understand the good news of Jesus is for all nations
- Learn about God's work around the world
- Discover how God is using the Free Methodist Church to help build His kingdom throughout Europe
- Gain a new appreciation and understanding of people and cultures
- Understand God's desire to reach the world with His love

Students will participate in activities to help them:

- Realize some people don't know about God's love for them
- See how they can help make a difference in the lives of children, the impoverished, the enslaved and those who have not heard the message of Jesus
- Realize their prayers can make a difference

Perhaps you will want to add your own goals for this missions focus.

My Goals:

Teaching Tips

This curriculum can be adapted to be used in a variety of ways. An outline is provided for step-by-step lesson plans (pages 7-9), as well as a guide for a missions fair (page 18). The Free Methodist Church has work in at least 14 countries in Europe. Because some of the work is new or very small, not every country will have material included in this study. Adapt the lesson plans and materials to fit your time frame, age level and group size. Use the resources and activities you believe will be most beneficial for your students.

1. Decorate your room or space attractively with pictures and artifacts from the study countries. Encourage the children to bring items they find that relate to the study area. National Geographic magazine, the internet and local travel agencies are excellent resources for pictures and information. Also, see the room decoration ideas (page 11) and craft sections beginning on page 141.
2. Skim through each of the sessions for advanced preparation. Contact Free Methodist World Missions for missionary prayer cards, country leader cards or additional resources you plan to use in your study.
3. Before each session, pray for the children who will be present and the country you will study. Prepare to participate in the blessing God gives to those who actively engage in proclaiming the name of Christ to every nation.
4. Involve others. Find individuals who will take charge of the activities, offering project, songs and scripture, and the story time.
5. Take adequate time to prepare well.

6. Keep the sessions moving. Watch the clock and avoid letting things drag. Observe your students, making sure you have their attention.
7. Use additional resources. Libraries are valuable resources for detailed books on countries and may have good color photos or maps. Your church library may also have additional missions storybooks.

Use people resources, too. Involve international students, former extended-term or Volunteers in Service Abroad (VISA) missionaries, immigrant neighbors, and people who have traveled in other countries.

Other resources include the Kids Fun Fact pages, PowerPoints and videos on the Free Methodist World Missions website: fmwm.org. Go to "Resources," then "Children's Resources." Also, look over the Resources, Suggested Reading and Website lists on pages 186-189.

Of course, the internet has a host of resources: country information, photos and videos. Be sure to screen any videos for appropriateness.

Get excited! God's blessing is overflowing as people come to Christ around the world. This is exciting! Learn more about missions and pass on your enthusiasm. When you are excited, your students will get excited.

The Point System

Consider implementing a point system to encourage your students' learning and good behavior. Use the passport provided (pages 22-23) or consider another type of achievement chart. Students might earn points for learning extra verses, being helpers in class or bringing mission information from other sources.

Details That Make a Difference

Room Decoration Ideas

Check out your local craft or hobby store and your local secondhand stores for decorations. You may also check online companies such as Amazon or the Oriental Trading Company. To help get a cultural feel in your room or meeting area, print copies of famous artwork and decorate the walls. Get carpet rolls from a home improvement store to create Greek columns. Decorate with stained glass, ornate bottles, small statues and old books.

Backdrop: Make a backdrop to bring culture to life and add atmosphere in any room. Enlarge the café scene provided on page 12, or create your own. You can make the scene 3-D by adding items appropriate for the setting – table, chairs, a tablecloth, an umbrella, table settings, flowers and plants, and a string of white lights. This backdrop could be the designated place from which you tell the story each week.

Balloon Globes:

1. Trace shapes of the continents from a world map.
2. Color the shapes green or cut them from green paper.
3. Cut out the shapes and glue them on a blue balloon.

The balloon represents the water. Tie strings or ribbon around the inflated balloons and hang them from the ceiling in your classroom. Globe balloons also are available to purchase online.

Banners and Bulletin Boards: Decorate your space with banners for each country or create a special bulletin board about Europe. Most teacher supply stores have items you might use, or you could create banners using the country maps and flags

found in this curriculum. Below you will find a couple of links to online suppliers.

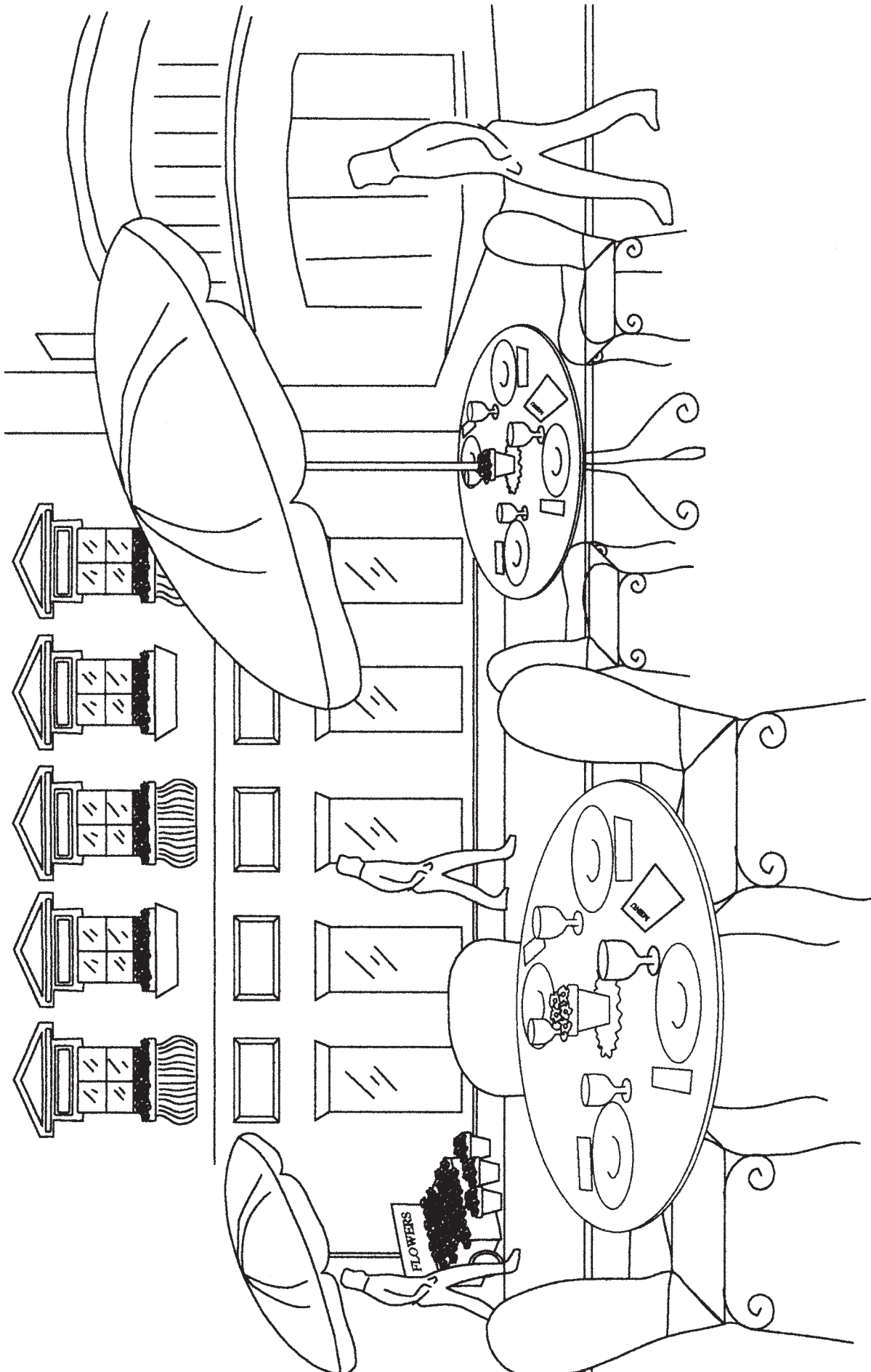
- studyallknight.com/product/europe-classroom-decor-make-your-own-pennant-banner
- www.teacherspayteachers.com/Product/Europe-Posters-1954829

Flags: Purchase strings of flags from around the world and drape them around the walls in your classroom. Or, purchase larger flags of your study countries from a source such as flagsimporter.com. You may also choose to have your students color flags from the countries where we have Free Methodist work. Decorate a wall or bulletin board with the flags the children have decorated.

Travel: You also may choose to give your room more of a travel theme. Decorate with maps, flags, passports and luggage. You can usually find old pieces of luggage at thrift shops, and travel stickers can be purchased from amazon.com.

For other simple and quick ideas for decorating, visit your local teacher supply store or look online for items to make or purchase, including complete bulletin board sets.





Parents' Partner Page

Make photocopies of the "Parents' Partner" (pages 24-25) to send home with your students. This will help reinforce what they are learning in class and, hopefully, encourage parents to consider ways the entire family can be involved in missions. It will also give parents an awareness of the offering project.

Passport

The passport on pages 22-23 can be used as a weekly attendance chart or achievement chart. It can also be used in a missions fair setting where it is stamped at each station. Students might earn additional stickers or stamps by learning extra verses, being helpers in class or bringing missions information from other sources. Throughout the curriculum, several ideas are given including on the "Parents' Partner" take-home page. (Packs of readymade blank passports for kids can also be purchased through amazon.com)

Public Service

In a public service, share with your entire church what the students have learned about missions. Display crafts and posters, sing songs, and recite memory verses. Have a parade of European national flags. For the main part of the service, put together a skit, invite a missionary speaker or retell a story that was particularly meaningful to the children. You also might choose to interview students and ask them one thing they learned about Europe and what God is doing there. Combine all of the information you have learned.

At the close of the service, pray for the ministry of the FM Church in Europe and our missionary team. Use prayer reminders in the curriculum (page 36) or distribute missionary prayer cards to the congregation.

Bonjour

Jó napot

Adiós

Language

Greetings

There are many different languages spoken on the continent of Europe. Here are greetings in four of those languages.

French

HelloBonjour (bawn-zhoor)

Goodbye.....Au Revoir (oh ruh-vwar)

Hungarian

HelloJó napot (Yo-Nah-pote)

Goodbye.....Viszontlátásra (veez-ont-lah-tash-rah)

Spanish

HelloHola (OH-lah)

Goodbye.....Adiós (ad-dee-OHS)

Portuguese

HelloOi (oi)

ByeTchau..... (chow)

Tchau

Jesus Loves Me

French

Jesus M'aime.

(Jehzoo mem.)

Greek

Ihsous agapei me.

(o eeeeeSOUS meh a-GAH-pay.)

Hungarian

Jézus szeret engem.

(YEAH-zush SER-et N-ghem.)

Portuguese

Jesus me Ama.

(Geh-SUSH mey Ama.)

Ukranian

Isys lubit mene.

(Ee-sue-s loob-ee-t men-eh.)

Classroom Activities

- French impressionist painters, such as Claude Monet, Édouard Manet and Pierre-Auguste Renoir, were often inspired by painting en plein air (in fresh air). Take drawing paper, paints, colored pencils or crayons outside and let the outdoors influence your students' creativity. When finished, hang completed works of art in your own Louvre, one of the world's largest art museums, located in France.
- Greek cities were designed on grand scales. The streets are winding, and city layouts are like wheel spokes with streets spinning off the central squares. They intersect at right angles. Have students make a model city. Provide boxes to serve as buildings and scraps of construction paper, magazines, foil, wrapping paper, glue, tape, paint, etc. to bring the city to life. This activity might be useful with students who come to class early.
- Europe is known for having had some of the greatest composers in the world. Plan a quiet time. Turn the lights down lower and listen to the music of some of these great composers. You can find great recordings online or CDs at your local library. The Music Masters CD Collection is an 18-volume series that includes biographical information about the composers along with significant compositions. You might also look for Meet the Great Composers, a book and CD combination for teaching children about the composers. Some recommendations: Johann Sebastian Bach (Germany), Franz Liszt (Hungary), Pyotr Illyich Tchaikovsky (Russia) and Henry Purcell (United Kingdom).
- Make a box for each country. You can use shoeboxes or larger depending on what you want to put inside. Copy and cut out a map of the country to put on the outside of the box. Other items to incorporate could include a flag, money, pictures of landmarks, small animals or animal stickers, objects (for example, a musical instrument or artificial fruit grown in the country), travel brochures, and missionary prayer cards. If you purchase the clear plastic shoeboxes from a discount store, you may wish to keep the box of items for future use.
- Make a time capsule. Include a collection of drawings, flags, photographs of your class and anything that would remind you of these countries. Use a sturdy plastic container to make your time capsule. Open it at the beginning of your next missions study to remind you what exciting things you learned.
- Suggested reading: Look in your public library for folk tales from the study countries, such as *The Mitten*, retold by Alvin Tresselt or a version by Jan Brett (Ukraine) or *Sirko and the Wolf*, adapted by Eric A. Kimmel (Ukraine). No one really knows who Aesop was, except that he lived on a Greek island in the sixth century B.C. Many of his stories are about human behavior. Read a few in class to see if your students understand the moral of the story. Many of the fables, including "The Lion and the Mouse" or "The Crab and His Mother," have positive themes that can encourage children to be good examples and to be helpful.

Missions Sword Drill

Have a missions sword drill. This activity encourages students to bring their Bibles. It also enables them to know how to use their Bible to find a particular verse. Some suggested verses are:

John 3:16	2 Corinthians 4:3	Romans 3:23	John 4:42
Matthew 28:19	Mark 16:15	Psalms 22:27	Isaiah 49:6
Luke 24:47	Isaiah 6:8	Colossians 1:23	John 15:16
Isaiah 52:10	Romans 10:13	Colossians 1:6	Matthew 1:21
Romans 1:16	John 6:33	John 20:19-23	Acts 1:8
Isaiah 52:7	Matthew 24:14	Revelation 14:6	1 Chronicles 16:23
Mark 18:10	Acts 13:2-3	1 Chronicles 16:24	Psalms 96:3
Mark 16:15	Romans 10:14-15	Acts 13:47	

Offering Projects



St. John's Home

The St. John's Home in Bulgaria seeks to create a safe and secure family environment for Roma girls who are vulnerable to trafficking. They provide a safe home with an ongoing commitment to educate the community and raise local leaders to identify and prevent exploitation and abuse.

The Roma are an ethnic group in Bulgaria that has suffered persecution for generations. Due to racism and lack of equality, they face severe poverty and widespread unemployment that leads to limited access to health care and educational opportunities.

The girls in this home have the opportunity to learn life skills and have job training. Classes are offered in English, sewing, basic cosmetology, cooking, gardening, business, etc.

As well as offering educational opportunities and job skills, the home emphasizes and models a healthy Christian family, a love for God's Word and valuing people as God values them. They provide opportunities and an "atmosphere of growth" for the girls' God-given gifts to thrive.

The St. John's Home also partners with the Set Free Movement.

The current needs of the home are for:

Computers and educational software

Art supplies for art therapy sessions

Gardening tools and supplies for garden therapy

Set an offering goal that will challenge your students. Encourage them to set aside money from their weekly allowance or to find simple jobs to earn money.

Duplicate the page about the offering project for your students to take home.

Use a basket, an empty crayon box or a gardening glove to collect the offering. Another idea is to put a container on a scale and weigh the amount.

You may wish to use a chart or a visual aid to show the children's weekly progress toward the goal.



Visual Aid Suggestions:

- On a bulletin board or large wall space, create a backdrop that looks like a garden plot. Create vegetable cutouts from construction paper. Add one vegetable for a specified number of dollars (Example: \$10). Have students watch the garden grow! For ideas on how to create your garden, see these links:

- pinterest.com/pin/196680708700862925

- pinterest.com/pin/21321798214317275

- Create a computer keyboard on a wall or bulletin board. After you set your offering goal, determine a dollar amount for each key and how many missing keys you will leave on the keyboard. As money is collected, add a missing key for a specified amount. (For example: add a missing key for every \$5 raised.) When you reach your goal, the keyboard should be complete. See the links below for ideas:

- pinterest.com/pin/86835099057560789

- pinterest.com/pin/11188699063618686

- Purchase a large box of 64 crayons. Empty the box of all the crayons. Set your goal, perhaps \$64 or \$1 per crayon. As the children bring in the offering, add crayons for the amount they have given. Encourage the children to help fill the crayon box. When it is full, you should have reached your goal.

When the offering goal is reached, or at the conclusion of your study, make your checks payable to Free Methodist World Missions.

Be sure to include the name of the project on the memo line: **St. John's Home – Missions Alive Project**

Mail check to:

Free Methodist World Missions
770 N. High School Road
Indianapolis, IN 46214

St. John's Home Offering Project

The St. John's Home in Bulgaria seeks to create a safe and secure family environment for Roma girls who are vulnerable to trafficking. The girls in this home have the opportunity to learn life skills and have job training. Classes are offered in English, sewing, basic cosmetology, cooking, gardening, business, etc. In addition, the girls learn a love for God's Word and a value for all people. There is an "atmosphere of growth" for the girl's God-given gifts to thrive.

Contributions to St. John's Home for Girls will help provide the following:

Computers and educational software

Art supplies for art therapy sessions

Gardening tools and supplies for garden therapy

Puzzle instructions: Using the letters below, unscramble the words related to Bulgaria or the St. John's Home.

(Hint: All words appear somewhere on this page.)

rgYtuo _____

nigGerand _____

wigenS _____

prsCutmoe _____

rtA hyTpaer _____

ioSaf _____



Fast Facts

- The capital of Bulgaria is Sofia.
- The colors in the Bulgarian flag are white, green and red.
- Bulgarians shake their head when they mean to say "yes," and they nod to say "no."
- Bulgaria is the home of yogurt (which they call "sour milk"). They believe it makes you live a long life.
- The Free Methodist Church has three missionary families living in Bulgaria – the Galloways, the Mellingers and the Sweets.

Answers: Yogurt, Gardening, Sewing, Computers, Art Therapy, Sofia

Missions Fair

You can be very creative with your missions fair. Use whatever centers are best for the age level of your students.

Tips:

- Recruit volunteers for each activity center and appoint one adult to lead each group to the various activity centers. Volunteers should arrive early to set up their center and receive last-minute instructions.
- Allow about 20 minutes for each center.
- Purchase any necessary decorations, supplies, prizes or food well ahead of time.

Hints:

- Provide a “passport” that can be stamped at each center (see pages 22-23).
- To keep students’ hands free for activities, punch a hole in the corner of the passports. Pull yarn through the hole and tie, so the passports hang freely around the students’ necks. Remind volunteers to have students remove their passports before any game or physical activity.
- Consider giving each student a travel bag to collect items at each center or station. The articles should remind them of the story or activity.

Opening Time

Open the time in a combined session. Talk about Europe, show a video, or invite a missionary or special speaker from Europe or FMWM. This session should be about 10 minutes long. Briefly introduce the study countries. Divide the children into groups before they move to the various centers.

Story Center

Children will learn about God’s love for the people of Europe. Use some of the stories in the lessons (pages 41-63) or show one of the suggested videos. Volunteers overseeing this center tell stories. They will want to practice them until they are comfortable telling the stories and relate them with expression and enthusiasm. If showing a video, they may still want to familiarize themselves with the material, enabling them to answer questions following the video.

Prayer Center

Children will be reminded of how prayer makes a difference. The volunteer overseeing this station will want to review some of the suggested prayer requests in each lesson.

Talk about the importance of prayer and allow

students to pray for several requests, especially for children their age and for refugees or orphans in Europe.

Consult the prayer resources (pages 31-33) and consider using one of the prayer activities or suggested prayer stations. Pass out a prayer reminder for students to take home.

Cultural Center

Children will learn facts about the countries in this study of Europe. Use the facts section in each lesson or use the Country Profile Sheets (pages 74-119). You also may want to research birthdays, holiday traditions or family life, and plan an activity to share with your students. Younger children may color flags. You may wish to provide a folder with flags, maps and country profile sheets for older students.

Game Center

The volunteer overseeing this center will want to review the games from some of the European countries in this study (pages 141-148) and choose one or two for the students to play when they visit this center.



Craft Center

Children will make a craft. Choose a project suitable for the ages and time frame you have. Check the craft section beginning on page 141 for the specific supplies needed. NOTE: It is best to cover your work area to protect tabletops.

Music Center

Children will learn one or more songs in one of the European languages. Use the song words printed on pages 171-176 in the Fun With Culture section of this curriculum. PowerPoint slides are provided online at fmwm.org/childrens-resources. Use PowerPoint slides if you wish to project the words. Use instruments to accompany the singing.

Action Center

Students will discuss problems children around the world face and consider some action steps they can take as individuals, propose to their family and bring as a challenge to the church family. Use the "Problems Faced by Children Around the World" section of the leader's guide (pages 70-71) to help plan this



discussion. (A PowerPoint presentation is available at fmwm.org/childrens-resources.) Consider the action steps they might implement. If there is something you want to do as a class or children's department, be prepared with supplies for the activity. See the resources page at the end of the curriculum for some books that may give ideas.

Food Center

Children will taste various foods typically grown in or served in one of the study countries. If your students are old enough, allow them to prepare one of the recipes on pages 177-184. You also may choose to purchase various European snacks at a local international grocery or at amazon.com. Check the Recipes section for specific ingredient needs. Also, provide napkins, plates and toothpicks to spear foods.

Postcard Invitations

Consider using the postcard invitations on the following page to encourage students to attend your missions focus, or have students color and send one to their friends. Make copies on card stock to meet postal requirements. Isten Hozott (ish-ten Hot-zoht) means "welcome" in Hungarian.









Postcards



Student Name Tags

These can be especially useful if you have a missions fair/activity center format. Copy and allow students to write their names. These rectangles can also be used as prayer reminders.



OFFICIAL PASSPORT



Where Issued: _____
(church name)

Date: _____

Country: _____

Instructions to teachers:

Cover these instructions before you make photocopies.

Use the pages to make a two-sided passport for each child. Have students fold on the dotted line, complete the information and sign the passport. If the student photo is not available, have the child draw his or her picture.

Date-stamp the passport and add an official seal and sticker for each station visited, session attended or task completed.

Missions Alive!

Free Methodist World Missions

770 N. High School Road


Indianapolis, IN 46214

fmcusa.org/fmwm

Official Stamps



Student Photo



Name: _____

Address: _____


Age: _____ Birthdate: _____

Hair Color: _____ Eye Color: _____

Height: _____ Shoe Size: _____

Bearer's Signature: _____

Parents' Partner



Welcome to Europe!

Europe is a place known for its rich history in the sciences, arts, literature and music. If you traveled there, you would want to visit the castles, museums, cathedrals and other unique sites. Many people in North America have ancestors who came to the United States or Canada from Europe. Even our roots as Free Methodists began with a man named John Wesley, who was a preacher in England.

Even though there is a Christian heritage in Europe, today, many Europeans view Christianity as irrelevant. But the Free Methodist Church is working in communities, looking for ways to connect and make a difference.

Ask your child to share a story about one thing he or she has learned about the church in Europe or one of our missionaries serving there.

When you read the newspapers or watch TV and learn about things happening in Europe, remember God is at work. He loves all the people of the world. He loves people in Spain, Portugal, Bulgaria, Greece and Ukraine, just like He loves us. Pray for those working there to tell people about Jesus and care for their needs. Learn about their work and hear the stories about those finding faith and hope in Jesus. Pray for Christian leaders. Give what you can to help them.

And don't forget to joyfully proclaim the name of Jesus right in your community and neighborhood!

To Do at Home

- Watch the news or read it online or in a newspaper. Keep a family prayer journal, writing down prayer requests from what you hear and learn about Europe. Keep a few pages for praises and answers to prayer.
- Read Luke 10:25-37. Think about who your neighbors are and how you might care for them.
- Several of our missionaries in Europe work with orphans. Orphans in our communities are often part of the foster care system. Perhaps your family can provide respite care or donate needed items for children entering foster care. Check out this link: romper.com/p/9-ways-you-can-help-foster-kids-without-being-a-foster-parent-52714.
- Talk about choices you make as a family and how they can help bring the message of Jesus to other parts of the world. Decide on an action step your family will take.



Facts

- When you look at the shape of Belgium on a map, it looks like a bunch of grapes.
- Bulgaria is the homeland of yogurt, which is eaten at nearly every meal.
- The Olympics began in Greece as small athletic contests at festivals.
- The Hungarian alphabet has 44 letters.
- The oldest bookstore in the world is in Lisbon, Portugal.
- Bullfighting is a recognized sport in Spain.
- Ukraine is the world's largest producer of sunflower seeds.

Know the Questions to Ask

- What countries are you studying? Tell me something interesting about one of the countries.
- Describe the flag you like the best of the countries you have studied.
- What is an orphan? How is the church in Europe caring for orphans?

Become World Christians

10 Important Things to Implement at Home

1. Purchase a globe or large world map. Turn social studies homework into a missions discussion. Mark the location of missionaries on a map.
2. Try ethnic restaurants and make friends with the owners.
3. As a family, learn another language.



4. Eat beans and rice for dinner once a month and pray for the hungry around the world.
5. Choose a missionary family and write to them or Skype with them regularly.
6. Sponsor a child through ICCM. Pray for them and write to your child regularly.
7. Plan a family missions project you can do together in your community.
8. Sign up to receive the Free Methodist World Missions weekly prayer Hotline or the monthly Heartbeat newsletter. Pray through for these requests at your family mealtime or family devotion time.
9. Check out the Free Methodist World Missions website (fmwm.org) and find the Fun Fact sheets for kids (fmwm.org/fun-fact-pages).
10. Use your local library. Borrow books about countries or cultures where you have friends or special interests. Read aloud missionary biographies and stories about foreign places. An excellent biography series is *Christian Heroes: Then and Now* by Janet and Geoff Benge.

Offering Project

St. John's Home for Girls

The St. John's Home in Bulgaria seeks to create a safe and secure family environment for Roma girls who are vulnerable to trafficking. The girls in this home have the opportunity to learn life skills and have job training. Classes are offered in English, sewing, basic cosmetology, cooking, gardening, business, etc. As well as offering educational opportunities and job skills, the home models healthy family relationships, love for Jesus and love for others.



Scripture Memory and Children's Prayer Activities

Scripture memory and prayer are two important spiritual disciplines we can teach and model for the children as we learn about Europe and what God is doing there. These two disciplines are essential for Christians around the world who lack access to personal copies of the Scriptures or who live in countries where there is great persecution.

Even though most Europeans have unhindered access to the Bible, the vast majority do not hold to the truths of scripture. Because of the rich heritage of music and art in the European culture, the memory verses and some of the associated activities focus on singing the glorious gospel message to all the earth.

Take some time to personally meditate on some of the verses and ask the Lord how He would have the two disciplines of prayer and scripture memory be a part of your mission focus and your entire children's ministry.

Verses for Memory

Scripture memorization is an important part of your students' understanding of God's heart. Be sure to explain the memory verse so your students understand its meaning. It is also crucial for them to know the verse is part of God's message to us. Read the verse from the Bible.

These are the suggested memory verses for Missions Alive! Choose the verse(s) for your class to learn. You may wish to make copies of the shapes on pages 26-27 to use as memory verse reminders. Give them to each child to take home as a memorization aid. You also can enlarge the shapes on poster board, write the verses inside and display them in your room. Or, be creative and create your own memory verse reminder.

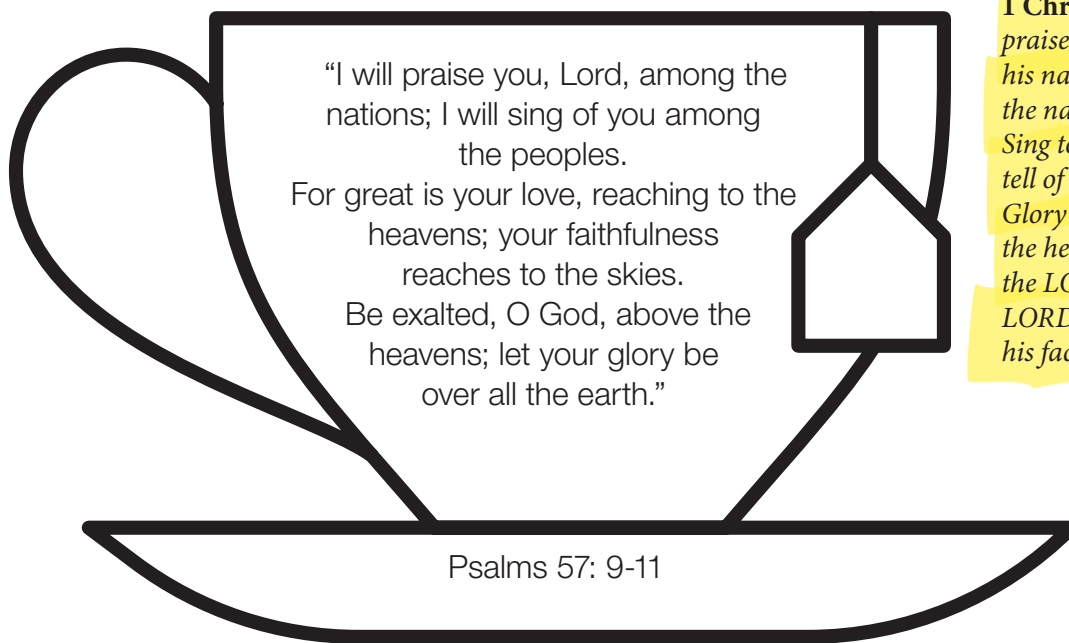
Suggested Verses for Memory


You may choose to shorten the verses for younger students using only the first verse in each passage.

Psalms 57:9-11 - "I will praise you, Lord, among the nations; I will sing of you among the peoples. For great is your love, reaching to the heavens; your faithfulness reaches to the skies. Be exalted, O God, above the heavens; let your glory be over all the earth."

Psalms 96:1-3 - "Sing to the LORD a new song; sing to the LORD, all the earth. Sing to the LORD, praise his name; proclaim his salvation day after day. Declare his glory among the nations, his marvelous deeds among all peoples."

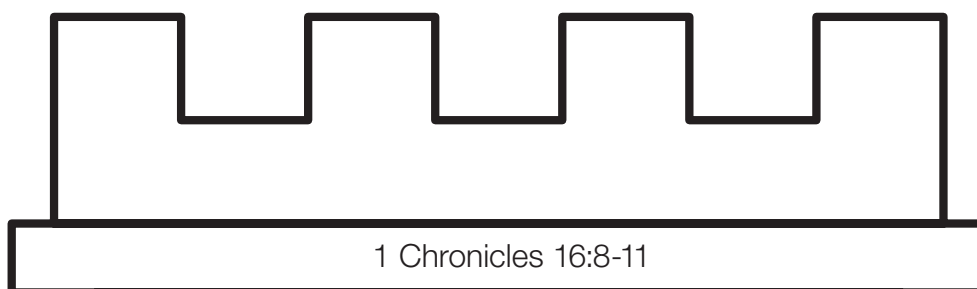
1 Chronicles 16:8-11 - "Give praise to the LORD, proclaim his name; make known among the nations what he has done. Sing to him, sing praise to him; tell of all his wonderful acts. Glory in his holy name; let the hearts of those who seek the LORD rejoice. Look to the LORD and his strength; seek his face always."





"Sing to the LORD
a new song;
sing to the LORD,
all the earth.
Sing to the LORD,
praise his name;
proclaim his salvation
day after day.
Declare his glory
among the nations,
his marvelous deeds
among all peoples."

Psalms 96: 1-3



1 Chronicles 16:8-11

"Give praise to the LORD, proclaim his name;
make known among the nations what he has done.
Sing to him, sing praise to him;
tell of all his wonderful acts.
Glory in his holy name; let the hearts of those
who seek the LORD rejoice.
Look to the LORD and his strength;
seek his face always."

Memory Verse Activities

Songs to Help Children Learn the Verses

To help learn **1 Chronicles 16: 9-10**, purchase a download at www.seedsfamilyworship.com/product/sing-praise-to-him-1-chronicles-16-9-10/

To help learn **Psalms 96:1-3**, download one of these songs from YouTube:

- “Sing to the Lord a New Song!” – www.youtube.com/watch?v=VqgsEO_yAig
- Psalms 96:1-3 (NLT) Bible Song: “Sing a New Song to the Lord!” – www.youtube.com/watch?v=c-Z5JoW_Hic

Artists at Work

Print your memory verse on a whiteboard or large poster board. Read through the verse several times as a class. Give each child an 11 x 17 sheet of white paper. Provide plenty of markers, crayons and colored pencils. Invite the children to draw a picture that illustrates the Bible verse. Once they have finished drawing, have them write the verse on their paper. They may take their drawings home, or you may choose to display them somewhere in your church for a period of time.

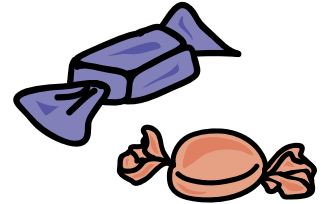
Budding Composers

Allow children to use their creativity to create a song, rap or rhythm for the memory verse. Depending on the age of your students and the dynamics of your group, you might choose to have them work in small groups. If you have small rhythm instruments available, allow the children to use those if they wish. You can also make rhythm sticks from simple dowel rods.



Students might choose to create a rhythm using their hands and feet. Later, they could teach it to the rest of the class. Have them perform their song or rhythm for the class. For those children who are more timid, consider having them record their performance or perform it just for you.

Musical Memory




This activity is a takeoff on a classic British party game. Put some candy in a box, enough for all the children in your group. Wrap the box with at least the same number of paper layers as there are words in your memory verse. (For example: If you are learning 1 Chronicles 16:8, you will wrap the box with 17 layers of paper.) Decorate it with a nice ribbon and bow. You also will need a CD player or some other way to play music.

Before you begin to play, explain to the children that you are studying a verse that reminds us of the joy in proclaiming Jesus to the whole world. We are not to keep the good news to ourselves. For that reason, when

the game is over and the box is unwrapped, whoever removes the last layer of paper will share whatever is in the box with the entire group as a reminder that the good news of Jesus is for everyone.


Have the children come together and sit in a circle. Give the wrapped package to one of the children who will start the game, passing the box to the right when the music begins. Children will continue passing the box around the circle until the music stops. When the music stops, the child holding the box says the first word of the verse and



then removes the first layer of paper. Begin the music again; the next time the music stops, the child holding the box says the second word of the verse and removes the next layer of paper. If a child misses the word, play will continue without the child removing a layer of paper. Continue playing until the last word has been quoted and the box is unwrapped. Have the last child open the box and share the treat with everyone. Say the entire verse and the reference together as a group.

Video Art

Have your class rehearse the memory verse several times. Choose a background. Videotape each child reciting the memory



verse. Over the next week, combine to make one class video. You may choose to use soft music in the background or add appropriate photos to accompany the verse. If you are unfamiliar with technology, ask a teen or young adult in

your church to assist you. Once your video is completed, show it to the class, in a larger group setting or maybe even in your worship service.

Disappearing Verse

Write the memory verse on a dry-erase board or whiteboard. Read through the verse with the children. Erase one or two words and say the verse, allowing the children to provide the deleted words. Repeat until the board is completely erased.

Gotcha Verse

Quote the verse, either leaving out keywords or changing them. Have the children yell “gotcha” when they catch the mistake. Then take time to quote the verse together correctly.

Draw in the Blank

Write the verse on a dry-erase board or whiteboard, leaving out some words and leaving enough space so a simple picture can be drawn to represent each missing word. Have children suggest pictures to fill in the spaces as you review the verse together.

Popcorn Verses

Prepare index cards ahead of time with one or two words of the memory verse on each. Mix up the cards and pass them out to the children. Write the verse on the board. Have the children come to the front of the room with their cards in order. Go through the verse by having the children say the word or words they are holding. Mix the cards and repeat.

Speedy Clothesline Verse

Write each word from the verse on a separate piece of paper. Mix up the papers. String a clothesline and have a clothespin for each piece of paper. Time the children as they attempt to hang the words of the verse on the clothesline in the correct order.

Spider Web Verses

After reviewing the verse several times, use a ball of yarn for a memory verse drill. Say the reference of the verse and toss the



ball of yarn to a child. (For younger students, sit in a circle on the floor and roll the ball.) The child who catches it must respond with the first word of the verse and toss the yarn ball back to you. Say the second word. Then toss the ball of yarn to another student who then responds with the third word. Continue tossing the ball of yarn back and forth between teacher and students until each word of the verse has been recited. Include the reference at the beginning and the end.

Memory Verse Activities

Roll Ball

Purchase a soft foam globe ball from a dollar store, party store or online supplier. Have the children sit in a circle in a large area. To start, give the ball to one child who says the first word of the verse and then rolls the ball to another child across the circle. That child says the second word in the verse and rolls the ball to a different child, who says the third word of the verse. Continue like this until the entire verse is complete, including the reference. Afterward, say the entire verse together two or three times.

Verse Matchup

Write two to three words of the verse on a verse shape. Hide the shapes around the room. Students must find the shapes and work together to put the words in the correct order. For younger students, have the verse shapes traced in order on poster board using two

or three shapes, duplicating as needed. The students can match up the shapes and then see if the verse makes sense. If it doesn't, they may have to rearrange the words until it reads correctly.

Great Websites for Bible Memory Ideas

- paththroughthenarrowgate.com/12-bible-memory-verse-bible-games/
- vibrantchristianliving.com/games-memorize-bible-verses/
- churchleaders.com/children/childrens-ministry-how-tos/245810-10-fun-bible-memory-games-kids-groups.html
- ministry-to-children.com/bible-memorize-games/

There also are a host of ideas on Pinterest for helping children learn verses.

Look to the LORD

wonderful acts

Give praise

marvelous deeds

Prayer

Make prayer time an important part of your class. Remind students that prayer is talking to God, and they should show Him respect.

Helpful are some helpful reminders:

- Know specific global prayer needs and praises when you pray with your students. Contact your missionaries for their current prayer requests, consult the monthly prayer guide in the FMWM Heartbeat, or subscribe to the weekly Missions Hotline email. You can find links to these two publications, or you can subscribe at fmwm.org.
- Make and distribute prayer reminders.
- Focus your prayers on the study countries.
- Challenge students to pray for missionaries, national leaders, church people and those who have not yet heard about Jesus.

Prayer Ideas

- Mount a map of Europe on a bulletin board. Cut out star shapes and attach a long piece of yarn to each star. Place the stars on the board with the yarn running to each country where there is Free Methodist missions work. Have students place their hands on a country and pray out loud for its needs.
- Some students may feel uncomfortable praying out loud. To help them gain some experience, try a “call and response” prayer. Lead in prayer, keeping the phrases short so students can repeat after you. (An example: You say – “God, guide the Free Methodist team around the world.” Students repeat – “God, guide the Free Methodist team around the world.”)
- On a large world map or globe, have students locate the study countries one at a time. Have them place their hands on these areas as they pray out loud.
- Instruct students to pray for increased Christian witness in a specific city, students in a school, sick people and medical staff in a hospital, the children of missionaries and pastors in that area, or all the unsaved children in a city or nation.
- Order missionary prayer cards or posters by calling Free Methodist World Missions at (800) 342-5531. During your prayer time, ask each child to pray for a different family.
- Ask students to volunteer to pray for the children of the study countries who live in the refugee camps or attend one of our schools, kids’ clubs or other activities.
- Ask students to bring in news articles about Europe. Invite them to pray specifically for government leaders and other people mentioned in news reports.



Europe Prayer Activities

Key Chain Prayers

Using beads, yarn or embroidery thread, make a keychain with the colors of the flag of one of the study countries. (For example, use red, white and green for Hungary, or blue and white for Greece.) Put the keychain on your backpack and remember to pray for the country and for God's Word to spread.

Orphan Prayer Tree

Several Free Methodist ministries in Europe work with orphans. Guide your children in praying for orphans in Europe and in their community.

Orphan: a child whose parents have died, are unknown or have permanently abandoned them.



Gather several large twigs, tie them together and put them in a tin can, jar or vase. Gather colorful strips of fabric or colored ribbon that will be long enough to tie around one of the twigs. As children gather, talk with them about what it means to be an orphan. Mention things that might be difficult for a child if they don't have parents or some loving adult to care for them – food, a home, school, clothing, friends, cleanliness, etc. Also, talk about the feelings an

orphan might have – abandonment, anger, loneliness, fear, being unlovable, etc. An orphan's life is somewhat like a barren tree. But Jesus loves and cares for orphans and sees all the beauty in each of them. He wants us, his followers, to care for them, too.

Share these scriptures:

*"LORD, you know the hopes of the helpless.
Surely you will hear their cries and comfort them.
You will bring justice to the orphans and the oppressed,
so mere people can no longer terrify them."
Psalms 10:17-18, NLT*

*"Speak up for those who cannot speak for themselves;
ensure justice for those being crushed."
Proverbs 31:8, NLT*

*"No, I will not abandon you as orphans – I will come to you."
John 14:18, NLT*

As you pray for each of these items, invite children to tie a colored piece of cloth or ribbon on the tree.

Pray for:

- A place to live and people to care for them
- Food and clothing
- Good friends
- Education
- Health
- Comfort for the fear and anxiety they may feel
- Them to know how much Jesus loves them and sees beauty in them
- Orphans in your community
- Those caring for the orphans

Once the tree is full of color, circle it and give thanks for how God can change lives and give hope to those who were once orphaned. Give thanks for how he creates beauty in the most difficult situations.

Painted Rocks

Paint one side of a rock with unique Hungarian folklore or the Hungarian flag. On the other side, write a word or a few words to remind you of a prayer need in Hungary.

Set Free Movement (SFM)Anderson family
OrphansErin Kingsley
New leadersMcNamara family
Many to know the love of JesusWinckles family


Prayers for Light in the Darkness

Europe has many large church buildings and cathedrals, but not many people worship in them. When the light shines through the beautiful stained-glass windows in these churches, you can see pictures from the stories of scripture. Many tell the story of Jesus' birth, ministry, death and resurrection – what we call the gospel story.

Jesus said, "I am the light of the world. Whoever follows me will never walk in darkness, but will have the light of life" (John 8:12).

Give children one of the stained-glass rounds on page 39 and some crayons or colored pencils. Ask them to spend some quiet, reflective time coloring the stained-glass round and asking God to send the light of His Son Jesus into the hearts of people in Europe. After several minutes, when they are all finished coloring, pray together. Pray many European people will know the story of Jesus, experience His love for them and follow Him.

Puzzle Prayers for Refugees



Purchase a children's puzzle of 12-24 pieces, depending on the size of your group. Provide a small table where the puzzle can be put together at the end. Give each child one piece of the puzzle.

Ask children to quietly hold their puzzle pieces as you prompt them in several prayers for refugees.

They may pray silently, or you might invite one child to voice a prayer for the group. Use the following prayer prompts:

- Look at the puzzle piece and notice the places that are ready to be filled in or connected. Pray for the refugees who have lost their jobs, homes, friends and even family members. Ask God to comfort the empty places in their hearts and help them know how much He loves them.
- Ask the children to connect their puzzle piece to one of the people standing next to them. Pray for the refugees who feel lost and like they don't fit or belong. Pray for those living in refugee camps or separated from family members. Pray they will find a place to belong.
- Look at the part of the puzzle piece that is sticking outward. Pray for those reaching out to the refugees to provide food, clothing, blankets and supplies. Pray for those who are counseling and helping these people find healing for all the terrible hurts. Pray for those who are reaching out to tell them about Jesus. Pray they will feel connected to the people who love Jesus and love them.
- Invite the children to gather around the table and put the puzzle together. After the puzzle is complete, pray for the refugees to see the big picture and know of the plan God has for their lives, even in the middle of a difficult situation. Thank the Lord for how many are coming to know Jesus.

Additional Prayer Activities

Prayer Backpacks

Checklist:

- Several inexpensive backpacks (You may choose to purchase children's backpacks from SEED.)
- Items representing the study countries and missionaries – photos, coins, flags, missionary prayer cards, a puzzle map of Europe, etc.

Fill the backpack with things that represent your area of study and the missionaries there. Each week, allow different students to take the backpacks home to remind their family to pray for the countries and the missionaries.

Prayer Bag

Take a large brown grocery bag and fill it with items from around the world (foreign stamps, an artifact from another country, foreign coins or something that might represent another culture, etc.). Add other practical things (an empty medicine bottle, a bottle of water, a piece of fruit or a vegetable, an old boarding pass for a plane, a letter or postcard, money, etc.). Have the children come forward one at a time and pull something out of the bag. Explain where the item is from or what it represents (medicine represents doctors and nurses who help the sick, bottle of water represents children around the world who do not have safe drinking water, etc.), and then have the child pray accordingly.



Prayer Toss Game

Checklist:

- Inflatable globe

Have the children stand or sit in a circle. Discuss the kinds of needs you can pray about for children around the world. Toss the globe to the first child. After the child catches the globe, have him pray for the children in one of the countries his hand or finger is touching. (This is also a great time to teach some geography.) After that child has led in prayer, let him gently toss the globe to another person. If you want to have the game move faster, have the kids quickly throw it to each other. When you yell, "Stop!" whoever has the ball prays for a country one of his hands or fingers is touching. The children's prayers need not be long, but this allows children to grow more comfortable praying aloud to God in the presence of others. If you have missionaries in a country the child is going to pray for, be sure to mention that as well.

Prayer Calendar

Supplies: calendar grid, pens or pencils, 9 x 12 construction paper, glue

Preparation: Photocopy one calendar (pg. 35) for each student. Gather as much information as you can about your church's missionary families or individuals (newsletters, blog updates, prayer cards, etc.).

Explain that missionaries need our prayers. Remind the children that the missionaries' ministry is exciting but sometimes is hard work, too. We need to ask God to help them. He will answer our prayers.

The calendar is a tool to pray daily for a different need a missionary (family) has. Have students look at the missionary information to find specific needs.

Prayer Calendar Directions:

1. Have each student choose a missionary he wants to pray for every day or include all of the European missionaries on their calendar.

2. Glue the calendar grid to a piece of construction paper.

3. Use the information about the missionaries (and their families) to write in a prayer request for each day of the week. Here are some general requests that can be used, if needed:

- Help in growing closer to God, including regular Bible reading and prayer

- Physical strength and health
- Adjustment to a different culture
- Safety in traveling
- Good relationships with the country's church leaders
- Help with communicating – speaking or writing the language of the ministry country
- Help through lonely times and separation from family members in his or her home country
- Effective teaching, preaching and witnessing



Prayer Calendar

MONDAY

TUESDAY

WEDNESDAY

THURSDAY

FRIDAY

SATURDAY


SUNDAY



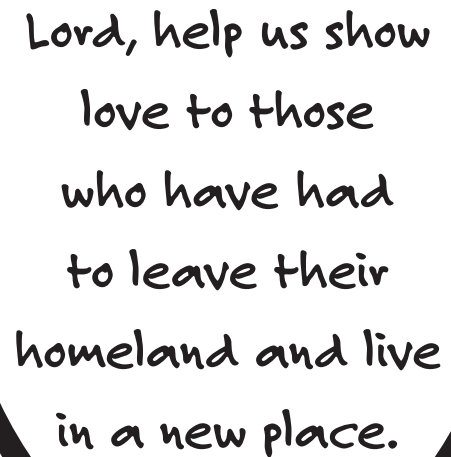
Let's
Pray!

Prayer Reminders

Copy these shapes. Cut them out and glue them onto cardstock. Give them to students to remind them to pray through the week for God's work around the world. Allow students to color the shapes. Make sure their name is on the back.



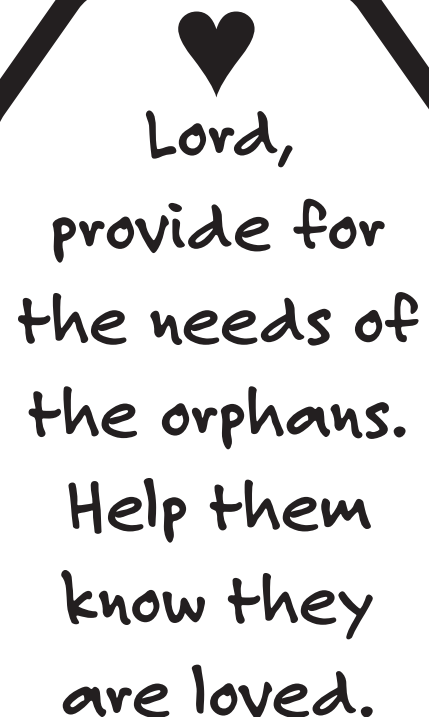
Lord, help me
♥ to joyfully ♥
proclaim all the
wonderful things
You have done.



Lord, help us show
love to those
who have had
to leave their
homeland and live
in a new place.



♥
Bring
the Light of Jesus into
the hearts and
minds of
people in
Europe.

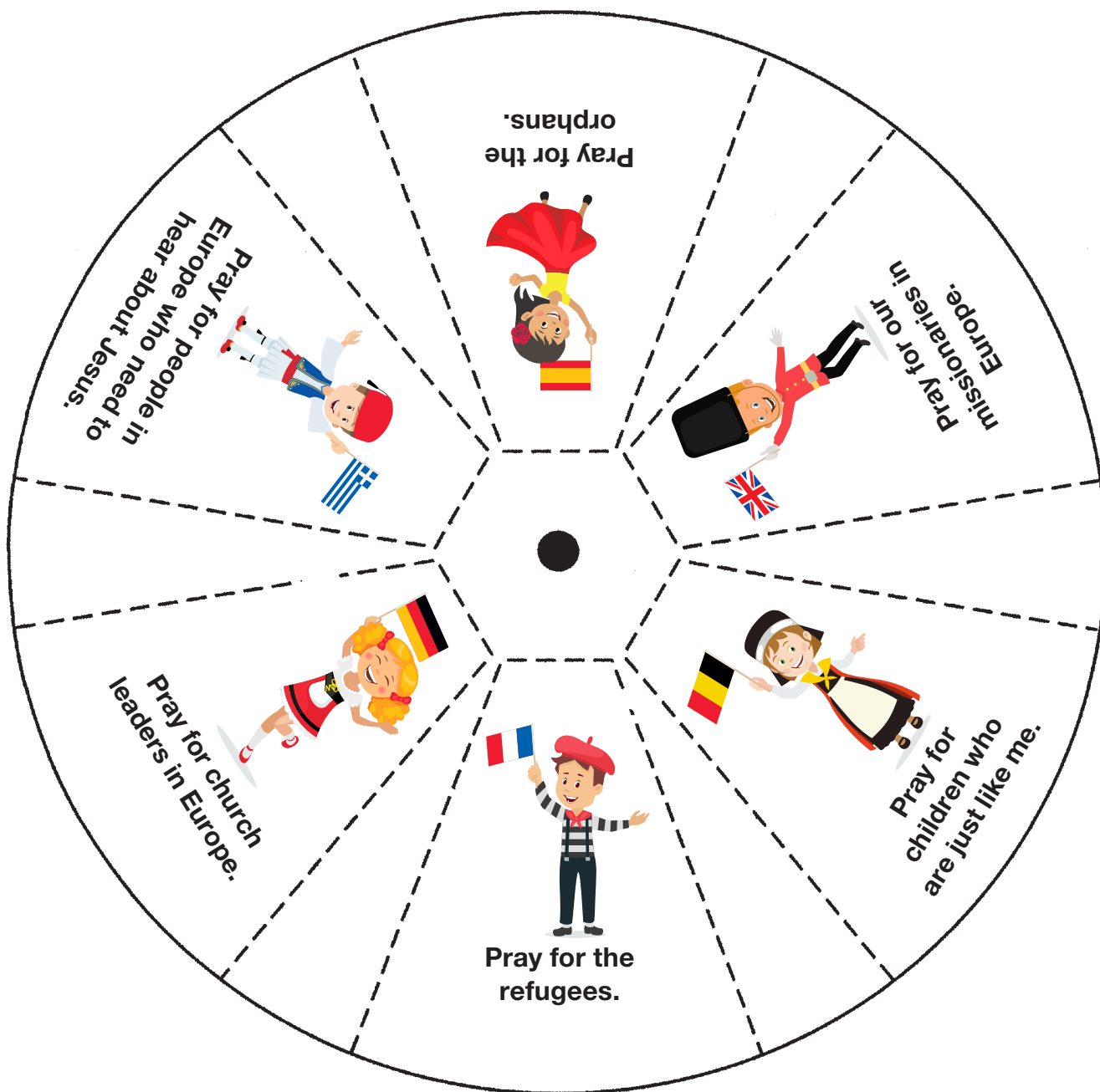


♥
Lord,
provide for
the needs of
the orphans.
Help them
know they
are loved.




Prayer Wheel

This is the front of the prayer wheel.
Students will cut out the front and back of the prayer wheel.





This is the back of the prayer wheel.
Students will glue this to card stock and fasten to the front with a brad.



Prayer Stations

During your missions focus, you may wish to devote one whole session to prayer for the world. Below are suggestions of prayer stations you may want to set up ahead of class time and then allow the children to rotate through these stations. These prayer stations would also be great to use as part of a missions fair.

Play Dough World Map Prayers

Materials needed: a large world map (laminated) and play dough, instructions below

Instructions:

- Choose a country.
- Take some of the play dough and put it over the country on the map, molding and fitting it to the outline of the country.
- Pray for the people and leaders of the country.
- Pray for God to bless the country and fill people with knowledge of Jesus and His love for them.

You might want to make available some sequins, plastic jewels or small crosses for the children to stick into the play dough as a symbol of the blessings they are asking God to bring to this country.

Prayers for People Around the World

Materials needed: several laminated sheets with the outline of a person on each. This outline should be simple, like the shape of a gingerbread man. You may want to use different colors of paper. You also will need dry-erase markers.

Instructions:

- Write the names of people you would like to pray for inside the outline of the person – missionaries, pastors in the country, poor children, widows, persecuted people, people who need to know Jesus.
- After writing down the names, pause to pray for the people you have named.

Prayers for Specific Countries

Materials needed: a large outline of the country, a flag of the country, pictures of missionaries or people from this country, other items representing the country, and markers.

There are often certain countries to which we feel

drawn in prayer. Perhaps your church supports a particular country, or maybe your children's ministry supports a child in a specific country. Choose a country that has special meaning for your children. You may choose to give them some ideas of what to pray for this country. Perhaps you will want to leave this map full of prayers hanging somewhere in your children's department as a reminder to pray.

Instructions:

- Draw or write your prayers on the country outline.
- Close your eyes and whisper a prayer again to Jesus.

Hunger Prayer Station

Materials needed: a world map (mark countries where there is famine or extreme poverty), a pot of uncooked rice, a spoon, a plate and the instructions below.

Instructions:

- Look at the countries on the map where people are dying of hunger.
- Ask God to send people and charities to bring food to help.
- Ask God to send rain where there is no rain for food to grow.
- Ask God to show you what you can do to help.
- As you pray, put a spoonful of rice onto the plate.

Praying for World Peace

Materials needed: several brightly colored zippers, a list of countries where wars are taking place

Instructions:

- Think about places in the world where there are wars or people groups fighting.
- Think about people you know who are arguing or fighting.
- Pray for God to bring people together to live peacefully.
- As you pray, zip up one of the zippers as a sign of your prayer for peace.

These prayer station ideas were adapted and used with permission from Mina Munns, BlogSpot: flamecreativekids.blogspot.co.uk.



The features in this section will be essential to creating interesting and engaging lessons for your children. The most significant portion is given to stories from Europe.

There is no better way to convey God's love for the people of Europe than through stories about the people who live there.

Tell these stories with excitement and as much imagination as possible. Use props if you would like. Rehearse ahead of time to hold the children's attention, but don't try to memorize the story word-for-word. If it helps, make an outline. As you tell the story, be enthusiastic and maintain good eye contact with the students.

Adapt these stories for your needs. Some could be used in children's moments on Sunday morning. Some could be adapted as dramas with simple props, or a narrator could be used with students acting out the characters in the stories.



EXPLORE ...

Activities, ideas and questions conclude several of the stories in this section. Use these with your students if time and situation allow.

God at Work in Belgium

By Eric Casteel (Affiliate Missionary)

You know the message God sent to the people of Israel, announcing the good news of peace through Jesus Christ, who is Lord of all (Acts 10:36).

God works through the movement of people. Belgium is considered one of the world's most globalized and most international countries. People often move here for work. They also come hoping for the possibility of a better life for their family. Still, others come seeking asylum (protection) due to dangerous situations in their own country. In our town, there are 150,000 people and 160 nationalities represented.

Many who move here come from countries where Christianity is either not legal or non-existent. Belgium itself has few active churches. In fact, fewer than 3% of the people attend a church. But lack of churches does not mean God is not working! God works through people – not buildings! One young woman moved here to study to become a geologist. She came here from Iran and did not believe there was a God. She grew up being taught God was to be feared. She thought religion caused more problems than good. She slipped into a depression because her life began to lose purpose and meaning without belief in any god.

After conversations with several friends she studied with, she was given a Bible and later taken to a church in the Netherlands. She heard a message about Jonah, and it prompted her to read the Bible. She read the whole thing and had many questions. She then visited our church, and God inspired me to have coffee with her. Her stories and questions were not difficult. She simply wanted to know about God. I told her God is real, and He loves her. God doesn't want to punish us; instead, He wants to forgive us. He wants to have a relationship with us. I explained to her this is why He sent His Son Jesus to provide a way for us. Soon after, my new friend prayed and accepted Jesus. Her depression lifted



with no need for medication or doctors. Soon she desired to become baptized and to share her testimony with others.

God's call to us – to the church – is simply to love those He puts in our lives and point them to Him. When we do, lives dramatically change. This is what it means to be the church!



EXPLORE ...

The woman in this story had several friends who shared the good news of Jesus. One way we can share this good news of Jesus with others is to “witness” or share our own “testimony.” This means we share our own story of how following Jesus has made a difference in our life. Invite students or teachers to “share their testimony” – telling the class the difference Jesus has made in their life.

Belgium



Sasho's Story

By Dee Dee Galloway (Missionary)

And whatever you do, whether in word or deed, do it all in the name of the Lord Jesus, giving thanks to God the Father through him (Colossians 3:17).

There is a man in our village who has a big heart for his community. He loves to lead the local church's youth group and teach the teenagers each week. His name is Sasho, and he is now married and has two children. I think he loves working with and mentoring this age group because when he was a teenager, his parents told him it was time to leave and support himself.

This sometimes happens to boys in this village. A pastor and friend took him in, helped him and looked after him.

It is such an amazing thing to see Sasho mentor these teens because he knows what it is like to be that age, maybe what it is like to have difficulties during this age, and he can relate to them. He has taken a bad experience in his life and decided to use it for a positive purpose and serve God and others because he has empathy for them.

During their weekly youth meetings, the teens don't just focus on learning and growing; they put their faith into action each week and go for a walk around the community. They ask people if they need prayer and how they can help them.

During these walks, the teens realized 12 families in their community did not have enough food. The group collected offerings and bought food for these families each week. When many were out of work during

the quarantine, a few of the group, with Sasho at the lead, met at the church backyard and cooked for these 12 families and delivered food to them.

When people can take their struggles and hardships and turn them into positive action it shows large amounts of gratefulness to the Lord for bringing you through these hard times. It shows gratefulness to those around you, like the pastor that stepped in to help. What a powerful tool gratefulness is in the kingdom of God! It is love in action!



EXPLORE ...

Ask students to think of a difficult experience they have had, maybe something they struggled to do or a time when someone hurt them deeply. Invite them to think of things they can be thankful for because of that experience. Make a list of blessings on a chalkboard or whiteboard. Now make a list of ways they can bless others. Ask them to commit to putting at least one of those things into action this week. In your next meeting time, take time to ask the students about their mission to bless others.

Christmas in Bulgaria

By Diane Mellinger (Missionary)

When they saw the star, they were overjoyed. On coming to the house, they saw the child with his mother Mary, and they bowed down and worshiped him. Then they opened their treasures and presented him with gifts of gold, frankincense and myrrh (Matthew 2:10-11).

The local church is the hero during the Christmas season.

During the Christmas season, the Free Methodist churches in Bulgaria have a party, a play, a special meal or a special time when gifts are given to children. The gifts are given specifically to each child. Their name and age are on the outside. Inside is a “special age-appropriate gift,” a hat and mittens or scarf, a small surprise gift, some special “treat snacks,” and a book or coloring book about Jesus. The children learn about God’s love from people in their community who love Jesus and love them.

Members of the church take time to knit the hats, scarves and mittens included in the gift boxes. (The accompanying photo is a boy wearing a hat made by the knitting livelihood groups in our churches.)

When the children receive their gift box, they are happy to feel God’s love through the local church. The pastor takes pictures so we can see the smiling faces. These gifts are one way the church in Bulgaria cares for orphans, street children and other needy children in their community.

There are several reasons this program is good for the children and the community:

1. By giving funds and letting the church in Bulgaria do the shopping, you help the local businesses here and support the local economy.
2. When items are sent from the U.S., taxes have to be paid on the goods received.
3. The local church can tailor-make the boxes to find culturally appropriate gifts that fit the children’s needs and ages.

Children in the United States can be a part of this by going to virtualchristmasgiftbox.com. You also can find a link to a resources packet and a video on the FMWM children’s resource page at fmwm.org/childrens-resources.

Thank you for helping our churches in Bulgaria be local heroes at Christmastime.



EXPLORE ...

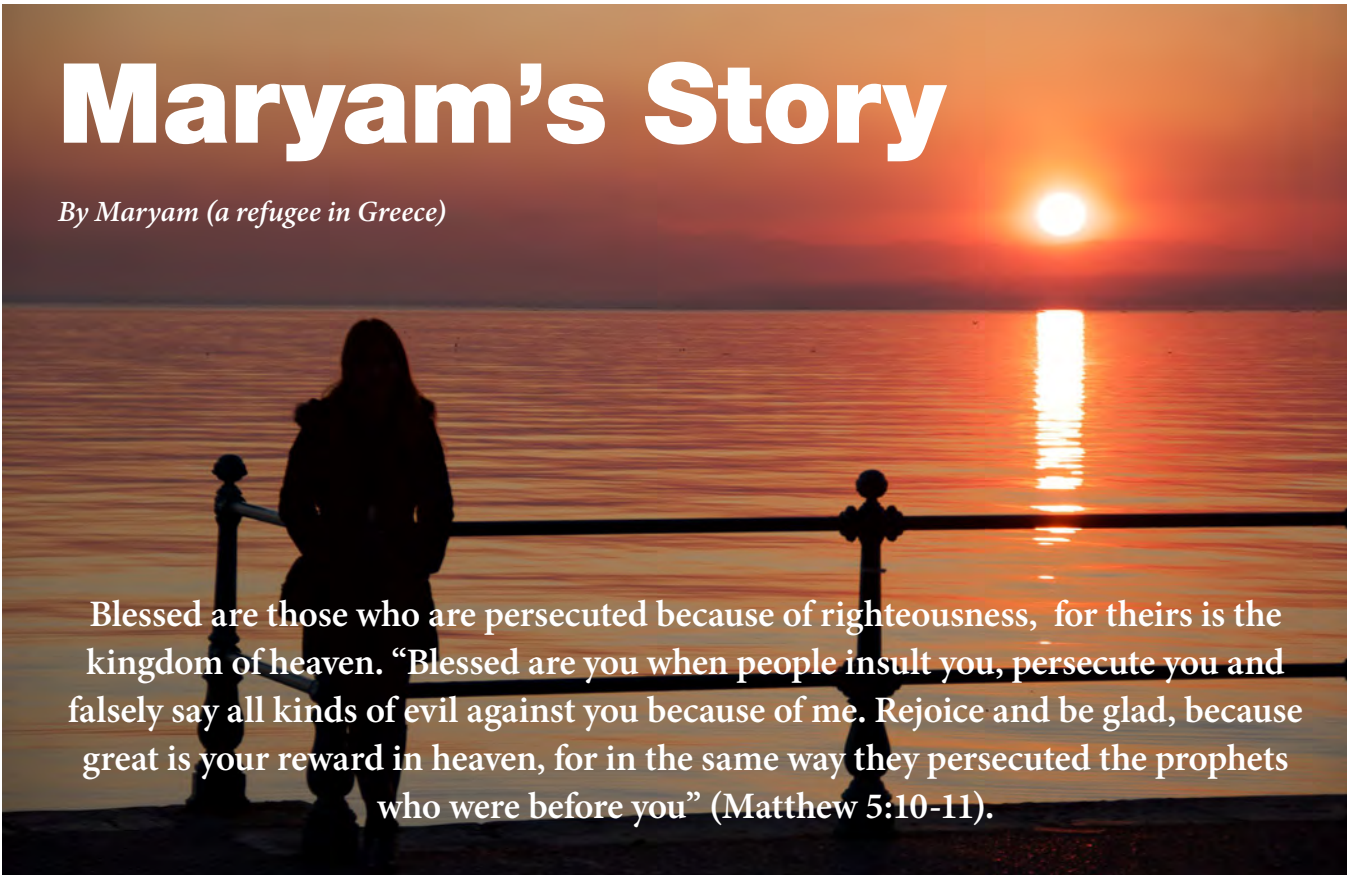
Research Christmas customs in Bulgaria. Here is an excellent website to help you: whychristmas.com/cultures/bulgaria.shtml.

Guide the children in talking about the way our customs are different from those of Bulgaria. Have them name one thing they think is great about the Bulgarian way of celebrating.

Spend some time thanking the Lord for the FM Church in Bulgaria and praying for the children they are caring for at Christmastime.

Maryam's Story

By Maryam (a refugee in Greece)



Blessed are those who are persecuted because of righteousness, for theirs is the kingdom of heaven. “Blessed are you when people insult you, persecute you and falsely say all kinds of evil against you because of me. Rejoice and be glad, because great is your reward in heaven, for in the same way they persecuted the prophets who were before you” (Matthew 5:10-11).

The church in Thessaloniki, Greece, ministers and cares for immigrants and refugees from all over the world. This is the story of just one of those who have come to believe in Jesus.

I was born in Tehran, Iran, on September 19, 1986. My father was interested in Christianity at the time of my birth so he gave me the name Maryam, the Arabic form of Mary, mother of Jesus.

My mother and my 8-year-old brother both died in a car accident when I was 11. It was very complicated for me. My father and I went to Germany and stayed for two years.

In Germany, he changed from Islam to Christianity. It was in 2001 that my father converted to Christianity when I was around 14.

Before going to Germany, my father had problems with the Iranian government. He had published a forbidden book. While we were in Germany, the Iranian government put my grandfather in prison because his son had written this book. They cut off the ends of four of my grandfather's fingers. Then they sent a picture of his mangled hand to my father in Germany. The message accompanying the photo was, “If you don't come back to Iran, we will kill your father.” My father felt so guilty he decided to return to Iran.

In Iran, my father kept his faith in Jesus a

secret. Still, they put my father in prison, but they did not free my grandfather. My grandfather died in prison a year after our return.

I finished high school while moving from place to place and then started university. I began studying political science. My father's religion was still a secret in Iran. I thought God wasn't helping us and did not believe in His existence. I believed God had allowed the deaths of three of my family members and allowed my father to be imprisoned. I was not a follower of Christ, but neither was I interested in the Islamic god, the Islamic worship or the holy days. Around age 16, I began to feel peace when I attended Christian services. I learned there that Jesus was the “Prophet of Kindness.”

At university, they found out about my father, and they did not allow me to do my last semester. Then I started to write under a pseudonym, and so I was back in the media by my writing, but not by name. About this same time, it came out that my father was a Christian, and a whole new set of problems developed.

We became refugees in Turkey, later in Germany and now in Greece. Our passports and money have been taken from us in Greece. Two times we have lost everything. Now we have only our bodies, minds and souls.

But thanks be to God – we have found a home at the Free Methodist Church of Thessaloniki, Greece.

Greece



EXPLORE ...

Help the children understand the difference between an immigrant and a refugee.

Immigrant – a person who comes from his home country to reside in another country, often for work or to be with family members.

Refugee – a person who flees for refuge or safety to another country, often because of war, famine, persecution or violence against him.

An immigrant intentionally leaves his home to move to another country and may take along the things he chooses. A refugee often has to flee suddenly and usually leaves everything behind, except what he can carry.

Estimates show there are currently 50,000-plus refugees in Greece. Over half of them are women and children.

Guide your students in two things:

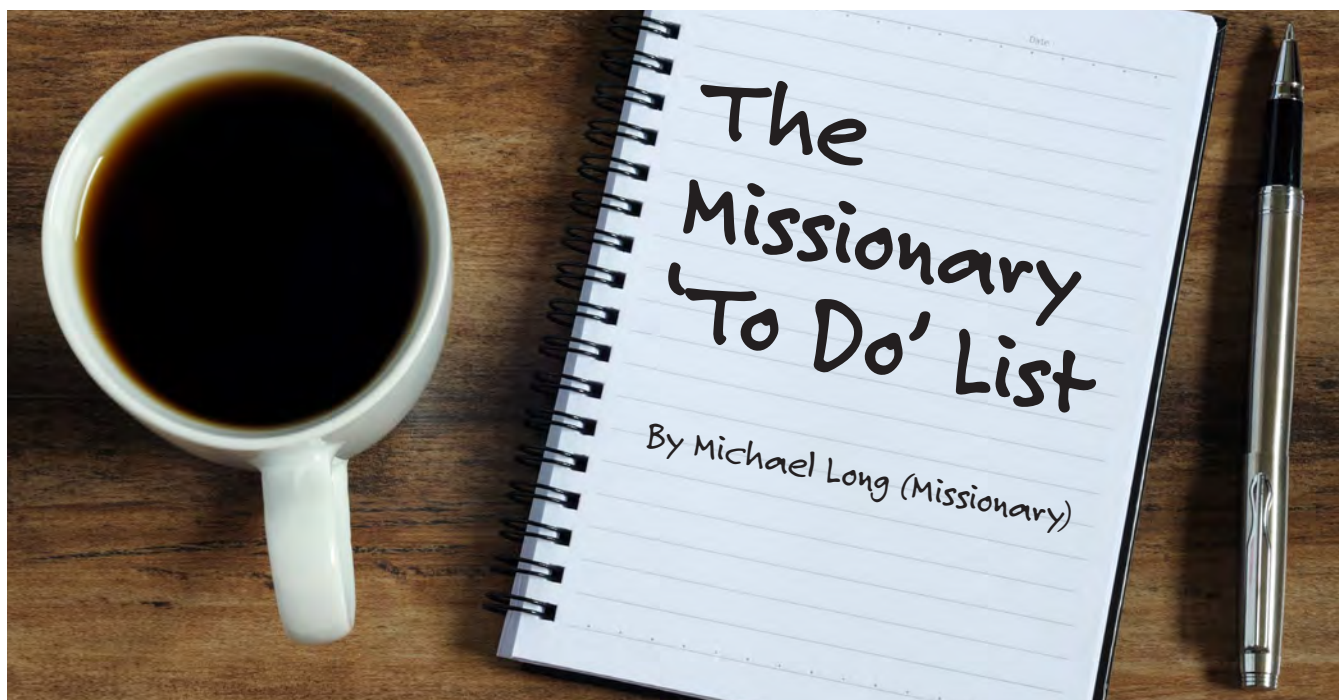
Act

- Identify refugees in your community or a nearby town that may need to know someone cares.
- Collect items the refugees may need – children's clothing, toiletry items, school supplies.
- Visit a refugee family or invite them to your church and let them tell their story.

Pray

- Pray for the thousands of refugees in Greece.
- Pray for the needs of refugees in a new country – jobs, language skills, friendship, a place to live, education for children.
- Pray for the Free Methodist Church in Thessaloniki as they continue to welcome and care for refugees.
- Pray for refugees in your community.





Come over to Macedonia and help us (Acts 16:9b).

I am a Free Methodist missionary in Greece and have a problem many other missionaries also experience. My daily “to do” list is never finished.


For example, one task on my “to do” list was to pay Yannis, the mechanic, for fixing my motorcycle. While I was at the shop, Yannis offered me a cup of coffee and wanted to talk. Two hours later, the bill was paid, and Yannis was open to attending a Bible study. But there was no time left to take care of the rest of the chores on my “to do” list.

The next day, I took a borrowed utility truck to Nikos and Manolis’ marina to exchange it for a van. For several months we had been without a vehicle of our own and had borrowed vehicles to go to church on Sunday. Nikos and Manolis wanted to drink coffee and talk. A few hours later, they wanted to hear more about God. There went another day of my “to dos.”

Another day I went to Koula’s for a haircut. Fortunately, she did not have another appointment after mine. A couple of hours later, my wife, Maria, began to wonder where I could be. I returned home all excited because another person, Koula, was interested in coming to church.

I represent missionaries all over the world who might face interruptions to their daily plans. But we realize interacting with those who need to know about God is much more important than any “to do” list. I want you to pray for all the people we meet. People like Yannis, Nikos, Manolis and Koula – people who need to know about Jesus.

Also, pray for more workers to come and help us bring the message of salvation to Greece and the people of every nation.



EXPLORE ...

Have the students make a “to do” list of their daily activities. It might include make the bed, brush teeth, feed the dog, go to school, finish homework.

Encourage the children to think about adding these to their “to do” list: read the Bible, pray, help mom.

The following week, ask the students if they accomplished their “to do” list.

Also, take some time to talk about possible careers. Ask students what personal qualities they think it takes to be a missionary. (Some answers may include: the ability to adapt to different cultures, the ability to learn another language, love of sharing Jesus, willingness to be flexible, love for other people, etc.)

Anna and Linda

By Gerry McNamara (International Missionary)

Dear friends, let us love one another, for love comes from God. Everyone who loves has been born of God and knows God (1 John 4:7).

Anna and her sister, Linda, have lived in the orphanage all their lives. They share a small room in the orphanage here in Győr, Hungary. They go to school. They like dancing, animals, playing computer games and watching TV. They both love pizza! They are just like you. Anna is 10, and Linda is 11. One year at VBS in the orphanage,

Anna said something that made me sad. She said nobody loved them (all the kids in the orphanage), and nobody cared about them. All the other kids agreed. Can you imagine how bad Anna and the other children must feel if they think nobody loves them? How would you feel if nobody loved you?

The Bible tells us very clearly that God loves us so much He sent His only Son, Jesus, to bring us good news. What good news did Jesus bring us? Is that good news for people everywhere in the world? Yes! For children and adults, boys and girls, the good news is for everyone!

I told Anna and Linda and all the other kids that Jesus loves them. I told them they have a Father in heaven who knows how many hairs are on their heads! They listened to me tell about a love greater than even a mom or dad can ever give – the love of God. They wanted proof. Anna said it is easy to say God loves us, but how can we know? I asked Anna how long we had known each other. She said for a long time. My wife, Kathy, and I have been visiting the orphanage every week for many years. We have a VBS there every year. I asked Anna and the kids why they thought we visited them so often. She thought for a moment; then she shrugged her shoulders. One of the little children, Julie, who is only 5, spoke up: „You visit so often because you love us.”

We love Anna and Linda and Julie and all the kids at the orphanage. Loving others is one of the things we do as Christians. We show the love of God to everyone. How do you show love to others? Do you help your parents clean up after meals? Do you help unpack groceries?

Will you take a minute and pray for Anna and all the kids in orphanages today? Ask God to let them know He loves them. Pray they would follow God and always show love to others.



Hungary



EXPLORE ...

Help the children understand the definition of an orphan and an orphanage.

Orphan – a child who has no parents to care for her

Orphanage – a special house or place where several orphans live with people to care for them

Make a list of all the important things parents do for their children – including the love they give to their children. Ask the children to name some things their parents do that help them know they are loved.

How did the 5 year old in the story know the missionaries loved the children?
Read 1 John 4:7

How did the love the missionaries expressed help the children at the orphanage understand how much God loves them?

Think of some children in your community who might need to be reminded they are loved.

Loved by God


By ZsuZsa McNamara (Set Free Movement Leader)

When he saw the crowds, he had compassion on them, because they were harassed and helpless, like sheep without a shepherd (Matthew 9:36).

I want to tell you a little bit about the children I work with here in Hungary. They are very funny and energetic. They love to play games, sing songs and eat chocolate. In many ways, they are very similar to you!

Unfortunately, these children don't grow up in loving families; they live in children's homes. Their parents don't take care of them well, and many times they feel alone and sad because of this. But God loves them very much.


One day after I told the children the story of the Good Shepherd, a girl came to me. Her name is Erica, and she is 13 years old. Erica said she always felt like she had to take care of others because she has three younger sisters, but that day she felt there was someone taking care of her. She understood God was looking after her even in difficult times. Erica realized how God



has blessed her with good friends and people who love her. She said she wants to be in the care of the Good Shepherd all of her life.

Maybe you have friends who are sad because their parents are fighting, or they just feel alone and like no one is taking care of them. You can help by telling them about the Good Shepherd Who lays down His life for the sheep. Pray for them now!

EXPLORE ...



In the story, the orphans are a little like sheep without a shepherd. They had no one to love and take care of them.

Read the story of the Good Shepherd – John 10:1-15.

Talk about ways the shepherd takes care of the sheep. How does Jesus take care of each of us?

For fun, you might want to listen to this song about the Good Shepherd: [youtube.com/watch?v=PGPQX3vQtU8](https://www.youtube.com/watch?v=PGPQX3vQtU8)

Make the care ticket on page ____.

Consider how you can care for those who might need to know someone cares.

Here are a few ideas:

- Sing at a nursing home or to shut-ins. (Go “caroling” even if it isn’t Christmas!)
- Collect food for a local shelter and take a “field trip” to make your delivery.
- Send homemade get-well cards for the next six months to people in your church family who are ill or have had surgery.
- Put together and mail a box of goodies and school supplies for college students from your church who are away from home.
- Put together care packages for foster children in your community.

By Accident?

By Katie Winckles (Missionary)


Therefore, as God's chosen people, holy and dearly loved, clothe yourselves with compassion, kindness, humility, gentleness and patience (Colossians 3:12).

"This is a very simple story. I used to be afraid of dogs, but nowadays, I'm not. I was afraid of dogs because a dog attacked me when I was a little child. For my whole life, I lived with this fear. Once we traveled to our farm and, unexpectedly, we noticed a thin, homeless, lonely dog. I didn't have any fear at all. We brought it home, and the dog was very friendly, lovely and patient. She was grateful and gave us (especially me) much love. We have learned so much tenderness, patience, caring, respect and other similar attitudes from her. This accident changed my life."

This story was written by "K," one of the women who comes to our English class. She found the English class "by accident." When her son was a baby, the family was going through hard times. She went to the local social service center one afternoon to ask for help. The English class happened to be meeting there that day. She wanted to see what it was like but was afraid she would be rejected. Instead, she was warmly welcomed. The kindness she experienced overcame her fear. That was 18 years ago, and since that time, "K" has been a

part of the English class. Now she welcomes the people who come, treating them with the same care and respect she received. God's love changed her life, and it is not an accident!

(The weekly English class is one of the community programs that are an essential part of church planting in Budapest, Hungary. It's where we meet and get to know all kinds of people and share God's love for them. When someone knows God loves her, anything can happen!)



EXPLORE ...

Talk about compassion. A simple definition of compassion is recognizing someone else is suffering and then taking action to help end the suffering.

The Bible talks about compassion:

- Jesus saw those who were sick. He had compassion and healed them (Matthew 14:14).
- Jesus recognized people were like sheep without a shepherd to care for them. He had compassion and cared for their needs (Mark 6:34).
- Jesus recognized physical hunger. He had compassion and performed a miracle to feed them (Mark 8:2).
- Jesus told a story about a man who had a lost son. The father had compassion and welcomed the son home (Luke 15:20).

Talk about ways, both as a class, and as individuals, you can show compassion to others. Discuss how your actions might impact others and honor God.

Welcoming Others

By Sarah Anderson (Missionary)

Share with the Lord's people who are in need. Practice hospitality (Romans 12:13).

When we first moved to Hungary, we spent a lot of time setting up our new home. There were things to buy, like food and necessities. Finally, we had everything you would need to make and serve a meal. One of the first things I was excited about doing was inviting others into our home for a meal.

It is common in the United States to invite friends, church members or family inside your home for a meal. We would do this often and enjoyed the time we would spend together. God would use those moments of sharing food to encourage all of us. In Hungary, it is not common for people to invite you into their home for a meal. Hungarian people are very kind, but they spent a long time being afraid of their neighbors while under Russian occupation. It was important to keep their family safe, and they did not want to risk others judging their family unfairly.

Now Hungary is a free country, but many people still do not welcome others into their homes. It is just not something they grew up with, and so it is unfamiliar. As missionaries in Hungary, one of our hopes is to share the love of Jesus with others by showing them hospitality in our home. Hospitality is a word we use to describe the way we welcome others into our space.

Think about a time when you were invited to a friend's house. Did your friend offer you a snack or drink? Were you shown love by being allowed to play with your friend's toys? Was your friend kind in the way she talked to you? Did she make you feel special and welcome? All those things are part of hospitality! Being a good friend to others and making sure their needs are met demonstrates the love of

Jesus. We decided to invite our neighbors who lived below us in the apartment building to come for dinner. I prepared food ahead of time and made sure they all had a comfortable place to sit around our table. When

they arrived, they brought many gifts to show their appreciation for the invitation into our home. We all felt a little nervous because our Hungarian language was not very good, and their English was not very good. However, we spent many hours sitting around the dinner table eating and sharing stories, thanks to Google translate.

Our neighbors are not yet Christians, but we believe God can use hospitality to open their hearts to His love. Sharing food, offering friendship, listening to their stories and welcoming others into our home is one way to share the good news of Jesus.



EXPLORE ...

Hospitality is simply showing love to friends and strangers. It is being willing to share what we have with others and using our resources to demonstrate love. Together think about and discuss some stories of hospitality in the Bible (Abraham and his three guests in Genesis 18, the Shunammite Woman and Elisha in 2 Kings 4, Mary and Martha welcoming Jesus in Luke 10).

Remind the children hospitality is **not** limited to our homes. They can demonstrate hospitality at school, when they are playing at the park or when they are shopping at the store.

What is one way to show hospitality to others this week? Look for ways to serve others (even those in your own family). Pray together, asking God to help you share His love in the coming week.

Hospitality put into practice: As a class, bake cookies and then deliver them to elderly members of your congregation who may not be able to get out.



By Lynette Sykora (Former Missionary)

[Jesus Christ is the same yesterday and today and forever \(Hebrews 13:8\).](#)

How old is God? I always knew God was pretty old. My Sunday school teacher told me God has always existed and always will. But I don't think I really understood how old God is.

What is the oldest thing you know? Maybe you have been to museums and have seen somethings from wa-a-y back in history. Maybe your town has been around for over a hundred years! Maybe your house is older than your grandparents! That's pretty old, isn't it?

Who is the oldest person you know? Have you ever thought about what life was like when he or she was a child? Can you imagine driving a horse and buggy to church? Can you imagine churning your own butter or getting water from a well? My grandma and great aunt used to churn butter and milk the cows. My grandma even remembers falling into a well and getting pulled out just in the nick of time! Those were the "old days," right? My grandparents' house was one of the oldest in Churchville, New York – built before 1900!

I thought those things were pretty old, too – until I moved to Europe. I first lived in Hungary, in an apartment in a very old building in downtown Győr (Dyuur). This building was built before my grandparents were even born. In fact, this building was

built before my great-, great-, great-grandparents were born and even earlier. It was built in 1565. The building is beautiful, with really tall ceilings and a balcony with big arches and pillars. In the courtyard, a big wooden door opens to the street, one to which I had a huge skeleton key – about a foot long! I believe in the "old days," people would open that door and bring in their horses and wagons to park them in the courtyard for the night. I began to think about life way back then, but it was hard to do. It was so long ago. But you know what? God was around then. Living in Europe helped me realize how old God is.

I like the old buildings in Hungary and Europe. To me, they tell stories. I try to imagine the people who used to live in them. Maybe they were lords and ladies who wore beautiful suits and gowns and were taken by carriages to fancy balls, just like Cinderella! Or perhaps they were more ordinary people busy with their daily duties of work, cooking and cleaning while the children learned. I don't know for sure what they were like, but it's fun to imagine.

The buildings tell me other kinds of stories, too. Ones that aren't so happy.

Some of the buildings remind me of when the



Hungarian people lived in fear of Germans and Russians who took over their towns and cities. Many of the buildings in Hungary look gray and uninviting from the outside. Some buildings still have bullet holes and fragments missing due to the wars that took place. There is no particular reason you would want to go into these gray, damaged, old buildings. But if you do go in, you might find a pretty courtyard and balconies with flowers. And if you go even further into an apartment, you will find warm, inviting homes filled with artwork and beauty and the smells of yummy soups and meat dishes wafting through the air.

Often I think Hungarians had to hide their wealth and even their inner beauty from those who had invaded their country. The Hungarians were afraid what they had would be taken away from them by these strange rulers. God existed during these times, but it was hard for the people to believe in Jesus because




Christians and Jews were punished for believing in God.

I think many Hungarians are still afraid to open up to strangers for fear of what those strangers might be like. Hungarians don't usually invite people to their homes. Once they invite you in and share a bit of who you are with each other, they become very loyal and long-lasting friends.

I believe Jesus wants us to go into these old, gray buildings and walk through those courtyards and go up the stairs to enter into each person's home. Jesus sees past people's tough, protective outsides into the warm, beautiful hearts of each person. Will you pray with me that Jesus, through His servants, will be able to enter into every Hungarian home?

God was here when these old buildings were built, and He will be here when they crumble to the ground. God is pretty old, but His love for us never changes!



EXPLORE . . .

Take students on a prayer walk.

Walk through the church building. Stop at several locations and pray appropriately. For example: In the church office, pray for the pastor and other staff who work there; in a classroom, pray for those who teach; in the sanctuary, pray for the ushers; in the foyer, pray for those who serve as greeters, etc. Pray each one will impact non-Christians who may come to your church.

You might also consider a prayer walk in the community surrounding your church. Pray for each family, whether or not you know them by name. Pray God will become real to each one living in the home and help with any problems the family is facing.

Using the FMWM website or the FMWM Ministry Prayer Directory (available free by request), walk through the European countries and pray for each country and missionary.

Disciples for Jesus

In the Gospels, Matthew, Mark, Luke and John, we read about Jesus calling and teaching His disciples.

As Jesus was walking beside the Sea of Galilee, he saw two brothers, Simon called Peter and his brother Andrew. They were casting a net into the lake, for they were fishermen. "Come, follow me," Jesus said, "and I will send you out to fish for people." At once they left their nets and followed him. Going on from there, he saw two other brothers, James son of Zebedee and his brother John. They were in a boat with their father Zebedee, preparing their nets. Jesus called them, and immediately they left the boat and their father and followed him (Matthew 4: 18-22).

As Jesus went on from there, he saw a man named Matthew sitting at the tax collector's booth. "Follow me," he told him, and Matthew got up and followed him (Matthew 9:9).

One of those days Jesus went out to a mountainside to pray, and spent the night praying to God. When morning came, he called his disciples to him and chose twelve of them, whom he also designated apostles: Simon (whom he named Peter), his brother Andrew, James, John, Philip, Bartholomew, Matthew, Thomas, James son of Alphaeus, Simon who was called the Zealot, Judas son of James, and Judas Iscariot, who became a traitor (Luke 6: 12-16).

These disciples we read about in the Bible knew Jesus in the flesh and walked with Him day after day, following and learning from Him.

But after Jesus' death and resurrection and before He went back to heaven, He told His disciples this:

Then Jesus came to them and said, "All authority in heaven and on earth has been given to me. Therefore go and make disciples of all nations, baptizing them in the name of the Father and of the Son and of the Holy Spirit, and teaching them to obey everything I have commanded you. And surely I am with you always, to the very end of the age" (Matthew 28:19-20).

Those 12 disciples of Jesus obeyed His instruction and began making disciples of Jesus wherever they went. Those disciples made more disciples, and the process has continued until here we are 2,000 years later. We know about the love of Jesus because someone told us and invited us to follow Jesus; maybe it was our parents, our pastor, our Sunday school teacher or a friend. Now it is our call and responsibility to disciple others.

The Free Methodist Church in Portugal is serious about discipling others and not just adults. They are serious about making sure children become faithful followers of Jesus.

Watch the videos and hear the testimonies (stories) of three children who have decided to follow Jesus and serve Him daily. (These videos can be downloaded from our website, fmwm.org/childrens-resources/.)

The church in Portugal has regular cell group meetings for children where leaders meet with them once or twice a month to help them grow in their faith and learn how to bring their friends to Jesus. Hear from Rebecca, Samuel and Lucas.

Pray for the young disciples in Portugal!



EXPLORE ...

Discipleship is learning about Jesus and what He would have us do, and living that out in our everyday lives.

The children in the videos are being disciplined regularly. In other words,

they have more mature followers of Jesus who are teaching them what it looks like to live life as a follower of Jesus. They are also learning how to share their faith with others and serve in the church.

Make three lists with the children:

- Ways they are being disciplined and the people who are helping them grow in faith
- Ways they can share their faith with others every day
- Ways they can serve the church

Caring for the Poor Among Us

By Philip More

However, there need be no poor people among you, for in the land the Lord your God is giving you to possess as your inheritance, he will richly bless you (Deuteronomy 15:4).

Three months of restrictions due to the coronavirus pandemic caused many businesses to close, and many people had no work. For those who struggle to survive by working in a daily job, it was a time of great difficulty. No jobs were available. With the easing of restrictions, Vis de Copil (A Child's Dream), a ministry in Romania, reopened with a whole new set of people and needs to serve.

Unemployment and homelessness have become a reality for many more at this time. Among other things, we have been asked to help find work for a couple with disabilities who lost their jobs. They had worked in a factory for more than 10 years when the factory had to close permanently during the lockdown. A medical

student unable to complete her studies was made homeless. She has


needed our help in looking for work. Another family of nine living in a one-room house needed a new gas stove. Thanks to the support of one of the Free Methodist churches in Spain, we also were able to help.

The story of Istvan is one of even greater blessing. Istvan had come to Arad from Hungary to look for work, leaving his family back in Hungary. He was unable to find any work and had to sleep under a railway bridge. Istvan eventually did find a job. By chance, he began working at our Vis de Copil "Secret Garden" center, helping with the building renovation. We heard his story. One day as we were giving out food, we happened to talk with someone who had been living in a small low-rent apartment. It was now vacant, and after phoning the owner, we were able to go and view it. The previous occupant donated a bed. We found some sheets and a pillow, and that night Istvan had a place to sleep out of the rain.

All of these situations have come on top of our regular work of feeding and clothing people. Often we have no idea of the problems we will need to respond to in our work, but like the early church in Acts 2, we believe in "having fellowship, breaking bread together and having things in common so that there need not be any poor among us."



Romania



EXPLORE ...

People who live in poverty don't have enough resources for their basic needs to be met. Those needs include: a place of shelter (a home), food, clean drinking water, proper sanitation, basic education, medicines, clothing, and sometimes family to care for you. They often are without the power to change their situation.

Help students identify places and people living in poverty (both overseas and in your community).

Take a few minutes to talk about some practical ways your students can help.

- Collect food for a local food pantry.
- Collect toiletry items for a local shelter.
- Collect clothing for a local clothes closet.
- Sponsor a child in another country through International Child Care Ministries (see more information on pages 64-65).
- Make a Care Bag to give to a homeless person; include items like a water bottle, granola bar, cheese and crackers, a fruit cup, nuts, a packet of wet wipes, and a gift certificate for fast food.

The Daily Bread



Your word is a lamp to my feet and a light to my path (Psalms 119:105).

How important is God's Word in your daily life? What risks would you take to keep a Bible in your home where you could read it every day? Romania used to have a government that wanted to control Christians, so it made many laws against Christianity. One law said you could only read the Bible at church. No one was allowed to own a Bible or even take home one of the church's Bibles. If the police found a Bible in your home, you would be in big trouble!


Marius* was a child when Romania had these rules about Bibles and Christian faith. One day he told about the secret holes his father made in the courtyard of their home. Marius' family would keep their Bibles in these secret holes so if the police ever came to search their home (which they could do at any time), they would not find the Bibles. But whenever the family wanted to read their Bibles, they could get them from these secret holes.

Anna* was also a small child when Romania had these laws. She remembers her parents hiding the family Bibles in her mattress where she slept. When asked, "Why did you hide them there?" she said the most likely time for the police to come and search a Christian's house for Bibles was during the night. But they also knew the police would not disturb a young child who was sleeping. So the safest place to keep the family Bibles was in a bed where a child was sleeping. Anna grew up sleeping on God's Word!

Today Romanians are free to worship God and own and read Bibles. But many remember the days when they had to read their Bibles in secret. Many remember how risky it was to own a Bible and read it at home. These memories remind them how important God's Word is to their lives.

How important is God's Word in your daily life? What risks would you take to keep a Bible in your home where you could read it every day?

EXPLORE ...



Hold a "secret" worship service/Bible study.

(Teachers should prepare a dimly lit space ahead of time.)

To gain more understanding of those who face persecution, conduct a Bible study with friends in a dark, isolated area. No one can have a Bible. There can be no musical instruments, no overheads, no hymnals and only minimal light (perhaps candles). You must arrive at intervals in ones and twos from different directions.

Singing or speaking should be done in whispers so you are not caught and punished. The leader can share only from memorized passages and must share without notes. When you leave, do so the way you came – quietly at intervals, and in ones and twos.



Street Children in Russia

Religion that God our Father accepts as pure and faultless is this: to look after orphans and widows in their distress (James 1:27).

By Tanya Mendakoff (International Missionary)

The problem of homeless children is not new in Russia. During the 1920s, thousands of children took to the streets in the aftermath of the civil war. Following World War II, millions became orphans. However, the precipitating crisis in today's case is a decade of economic decline, and it encompasses the breadth of Russia. It is estimated over 300,000 street children are in Russia.

Homeless children in Russia have good reason to distrust the adults in their lives. Many were abandoned by their parents – some directly to state orphanages out of economic necessity, some through neglect and abuse, causing the children to run away.

One father told his son he was not allowed to spend the night at home if he did not return with a bottle of vodka (alcohol). Other children simply fall through the cracks in the Russian legal system. Another boy traveled to Saint Petersburg from Kyrgyzstan with his family. Along the way, the father deserted the family, his infant brother died en route, and his mother was sentenced to seven years in prison for assault. Now the boy is trapped in a government shelter without status, ineligible to go into a Russian orphanage.

Once on the street, children develop a sense of power in providing for themselves, a sense of belonging in the street culture they create, and a distrust of adults. The institutions and orphanages offered by adults are not perceived as alternatives but as shelters of last resort to be used temporarily in times of dire need. Such places are underfinanced, understaffed and often just provide shelter and mediocre food. When living on the streets, homeless children are driven by the need for immediate gratification. Once their immediate physical needs for food and shelter are met, they look for something to take away physical and emotional pain – drugs and alcohol being the most common solution. Engaged in crime and drug abuse, the children risk falling into more abusive and threatening situations such as prison.

We partner with Saint Petersburg Government Shelters to help children with their basic needs. Through summer camps and weekly visits, we share warmth, food and hope with those abused and abandoned by their close family and friends.

Why it matters?

- At 18 years old, orphans graduated out of an orphanage and must fend for themselves.
- Five out of 10 immediately fall into high-risk situations such as prostitution.

Russia

- Four out of 10 become criminals.
- Four out of 10 become alcohol/drug addicts.
- One out of 10 commits suicide.
- Only one out of 10 creates a life for himself after leaving the orphanage.

All this matters to us because we believe God intended children to grow up in a healthy, nurturing environment. Often, orphans feel like a statistic in the system, just a number the state needs to support. We hope to help every child realize his life matters and is precious in God's eyes.

A few stories about some of the kids:

Hope for Nastya

Seeing the fear and confusion on Nastya's face makes you wonder if there is any hope in that little girl's heart. At 10 years old, she is forced to grow up and become the "mom" for her younger brother.

Growing up in a home where the mother drank and the father was in prison, Nastya quickly learned to take care of herself. But when she was infected with tuberculosis and taken to a Children's Center for TB, Nastya grew shy and withdrew into herself.

Staying at the Children's Center for over a year transformed this little girl into a young woman who shines from within. Her gentle spirit became bold through the Mission Teams at the center. Nastya wanted to know all she could about a Jesus Who adored her and called her His daughter.



A Haven in the Midst of Horror ...

A Haven in the Midst of Horror – is what everyone calls the Children's Tuberculosis Center; we partner with it in Russia. It is a place where children are brought to be treated for the beginning stages of TB.

Children from nearby villages come from abusive and neglectful homes, where daily the child lives through drugs, alcohol and physical abuse. Many children do not see their family throughout their six-month stay at the center because families just do not come to visit the child.

At one of the summer camps led by our Missions Team, one little girl sat by the fence for hours, waiting for her mother to come visit. When asked what she was doing, her reply was: "I thought that since you made me look beautiful with makeup and pretty hair, now my mother would certainly come and see me!"

The TB Center welcomes everyone who needs treatment. Some kids bring a bag of clothes for the six-month stay, but most come with only the clothes they are wearing. There is no loving parent who takes care of them back home, no one who makes sure the child is fed and clothed.

At the center, the children receive clothes and a warm meal each day. We partner with the Children's TB Center to share the gospel through Bible lessons and ensure each child has her basic needs met.

An Outcast Three Times!

At 4 years old, Misha's outings consist of going outside in a stroller and watching.

He watches each day as kids run around, play in the sandbox, swing in the swings and laugh. Misha rarely smiles and never laughs.

Misha was abandoned at birth because he is HIV positive. At the orphanage, another horrifying fact came out: Misha has cerebral palsy! This little boy, who can barely understand why he is different, has three labels attached to him that make him "untouchable" in society: orphan, HIV positive and disabled.

One summer, we witnessed a miracle. One of our team members picked Misha up out of the stroller and put him in the children's swing. We all stood and watched as this boy transformed in front of our eyes.

At first, he smiled as the worker slowly pushed the swing. Then came a grin! In the end, Misha was laughing and yelling, "Push harder, push harder!"

That day, through the hands of someone who took a leap of faith and decided to spend her vacation holding orphans, this little boy felt normal – accepted and loved for who he is. His thanks were more than anyone could have said to this Christian woman as she watched this little boy grinning and yelling, "More, push more!"

We partner with the city's HIV Baby Orphanage where babies like Misha are brought each day.



From Horror to Love

She says she's only 5, but her eyes show much older. The serious look in her eyes shows a child who has seen too much evil already.

Valya arrived at the Crisis Center because of abuse and neglect. She was abused by her stepfather, while the mother, being so high on drugs, did nothing. How do you explain to a 5-year-old that this is not normal – that she is just a child and should not know the evil of this world? At least not at 5.


How do you teach Valya that God loves and protects when she was so horrifically abused by those who should have protected her?

But God is merciful and compassionate, and through time and the precious love of others, Valya began to change. Her laughter rang throughout the building. The playfulness of the 5-year-old broke through the hurt and abuse.

Valya's story did not end like many sexually abused who end up going into prostitution. Valya's story is one of transformation. Within a few years, she was adopted into a loving home where healing and change could take place.

We partner with the city's Crisis Center where girls like Valya arrive daily.

EXPLORE ...



Remind the children of the definition of an orphan and an orphanage.

Orphan – a child who has no parents to care for them

Orphanage – a special house or place where several orphans live with people to care for them

Orphans around the world, including those in the United States, are vulnerable to trafficking – being recruited, sold or kidnapped for the purpose of forced labor or benefiting or profiting someone else.

The Set Free Movement (see pages 68-69) helps educate individuals, communities and churches on how to identify those at risk, find resources to help and end this danger for children.

Plan a fundraiser your students can do for the offering project – St. John's Home in Bulgaria. (See pages 16-17 for more detailed information.)

Bible and Hamburgers

We tell you the good news: What God promised our ancestors (Acts 13:32).

By Magaly Mora (Missionary)

When we arrived in Madrid, Spain, in September 2019, we had no idea how God would use us to increase His kingdom. We have been serving the Lord in the Free Methodist Church for 26 years, working in different countries. We know in every place there are different ways to reach people.

Madrid is the capital and largest city in Spain with a population of 3.2 million; the surrounding metropolitan area, Madrid's community, has 6.5 million.

Our prayers and expectations were “how” and “where” should we start a community church. God answered our prayer very quickly, and in an amazing way!

We met two friends living in Madrid, and they asked if we could begin a Bible study with them regularly. We said “yes!” They chose to meet in a park close to where they live.

Then, every Sunday, we started a Bible study at the park in the “Mar de Cristal” (Crystal Sea) neighborhood or community (around 45 minutes by subway from Rivas-Vaciamadrid, where we live).

They started to invite friends to the Bible study we held every Sunday at 4 p.m. in the park. But winter approached, and because of the cold weather, we had to move. So we looked around, and there was a mall in front of the park. We saw a big sign saying Burger

King. Why not Burger King? From that day on, we decided to continue our Bible study at Burger King! We joined tables together and sat around with our Bibles, French fries and Coke.

We sing a song; we pray and study the Bible together.

It is interesting to observe the reaction of people passing by. Some are captured by the music we sing; others make faces or ignore us. The security man has come several times to observe us but has never interrupted or said anything. We realized many people around us had the opportunity to hear about God.

One Sunday, when my husband, Pastor Camilo, was teaching, I saw a young man having his hamburger

alone at a table close to ours. It was close enough for him to listen to what Pastor Camilo was teaching. I realized he was paying attention. So I moved my hand with a smile on my face, inviting him to approach our table. To our surprise and joy, he came with his hamburger, sat with us and heard the Word of God! At the end, we asked if he understood the sacrifice of Jesus Christ was for the forgiveness of our sins. He said yes and told us he needs to have Jesus in his life. Together we prayed a prayer.

It is exciting to serve the Lord at Burger King. Every Sunday, we know someone different is hearing the good news of Jesus while eating a hamburger. The Bible and hamburgers – what a great combination!




Spain

EXPLORE ...

Camilo and Magaley More are inviting people in Spain to know Jesus.

If you have not already done so, take time to invite the children to ask Jesus into their hearts if they don't know Him as their Savior.



A Admit they have sinned (Romans 3:23).

B Believe Jesus is the Son of God Who died on the cross and rose again (John 3:16, Romans 5:8).

C Choose to accept Jesus' gift of forgiveness and follow Him (Romans 10:9).

Invite children to pray a prayer accepting Jesus as their Savior.

You may also invite children to name one person they know who needs to know Jesus and then pray for those individuals.

Church Outside the Building

By Sarah Walker (Volunteer at the Mosaic Culture Center)

“Love the Lord your God with all your heart and with all your soul and with all your strength and with all your mind”; and, “Love your neighbor as yourself” (Luke 10:27).

In Spain, most people don't go to church. In fact, most children and families don't even believe in God. Because of Spain's history of dictatorship, the Christian church is seen as a negative thing. Many Spanish people think Protestants are part of a cult!

In Rivas-Vaciamadrid (a suburb about 15 miles outside of Madrid), we are trying to change the church's perception! To do this, we are reaching out to the community through a cultural center we have opened.

At the Mosaico Centro Cultural, we hold English classes, provide math and science tutoring, and offer homework help sessions for all kids of all ages. Mosaico is trying to be a friendly and helpful presence in the neighborhood where we are located.

We also are trying to help people know more about Jesus! We take the church outside the church building since most people in Spain have no interest in stepping into the physical church. This is where the cultural center comes in. Inside we have a ping-pong table, a place for a café, games, and even bunk beds used


when church teams visit. It looks nothing like a traditional church. However, in addition to the classes we provide, we also are using it to host Bible studies and a youth group.

So far, our work is mostly with preadolescents and teenagers. We are providing a space that feels welcoming and comfortable to them. Most importantly, we are forming a community where they feel accepted and have a chance to learn about the Bible and God. We keep the youth

group meetings varied; one week, we study a passage in the Bible, the next week we go Go-Karting, and the following week we meet in a local pizza place to chat and read one verse from the Bible. The idea is to engage with the local community and build bridges with the church.

You can help, too. Please pray we will be good examples as we lead and pray more youth will come to know Christ.

To learn more about the Mosaico Centro Cultural, go to centromosaico.org.



EXPLORE ...

Read or tell the story of the Good Samaritan in Luke 10:25-37.

The man in the parable of the Good Samaritan needed someone to care for his wounds and get him to a place where he could rest and heal. Jesus tells this story after someone asks Him, “Who is my neighbor?” As we read the story, we see several people who saw the man's needs and passed by. But the one some may have least expected to stop and help did help.

The church in Spain sees its neighbors and is stopping to help. They are stepping outside the church building to care for the needs of their neighbors. Encourage the students to participate in answering these questions:

- Who are some of the neighbors they are caring for?
- What are the needs these neighbors have?
- How are they showing love and taking care of these neighbors?
- Do you think these things are helping their neighbors understand how Jesus loves them?

Invite children to watch for neighbors in need this week (someone in their neighborhood or at school). When they find a neighbor in need, they should decide one way they can help. Come up with a project your class can do to help a neighbor in need.

Something Little for Something BIG

By Mitch and Lynn Sue Pierce (Missionary Care Couple for Europe)

Again he said, “What shall we say the kingdom of God is like, or what parable shall we use to describe it? It is like a mustard seed, which is the smallest of all seeds on earth. Yet when planted, it grows and becomes the largest of all garden plants, with such big branches that the birds can perch in its shade” (Mark 4:30-32).

“Do something little for something big,” wrote Leana Petrochenko in a newsletter from Ukraine. Misha and Leana are parents of three small children and Free Methodist country leaders in Ukraine. They are doing many small things that are adding up to something big for the kingdom of God. The most recent and active “big thing” is a rehabilitation center for the addicted and afflicted in Rivne, Ukraine. God has been active and powerful in bringing this ministry together.

Misha Petrochenko noticed how many men began their day with a stop at the liquor store. He became burdened for these men and their families. Misha started a prayer ministry. He stood near the store, and as the men came past him, he simply prayed for them. Soon he began to have conversations with the men and learned about their addictions to alcohol or drugs. Some were soldiers with post-traumatic stress disorder.

At about the same time Misha began his ministry near the liquor store, he also met Valera Pedchenko, a voluntary army chaplain serving on the front lines in the Donetsk war zone. Valera, a former drug addict himself,

had experience developing and serving in rehab centers around Kiev. Valera agreed to assist Misha in beginning a rehab ministry in Rivne. The ministry started soon after.


Valera serves as program director, and Misha as spiritual director, teaching the Bible to the residents and ministering to their families. Valera developed a six-month program where the men can get clean from drugs and find a new start. During the mornings, residents pray, study the Bible, and receive counseling and training. In the afternoons, they work around the center, helping with renovations or gardening. They also are reaching out to assist neighbors and doing community service in the village. Outreach to the widows and orphans connected with some of the residents is now happening.

After one year, a larger facility was needed. A house was purchased and is now the Lighthouse of Hope Rehab Center. Several residents have come to faith in Jesus and have been baptized.

The need is great, but God is greater. Please join in prayer and consider doing a little something for something big.

Ukraine

EXPLORE ...



Bring a bottle of mustard seeds, a photo of a mustard tree, a package of dry yeast, a bowl of warm water and a loaf of bread for this lesson.

Help the children recall what Misha first started doing to help the men at the liquor store. (He stood outside and prayed for them.)

Remind the children of the scripture from Matthew 13:31-33 about the mustard seed and the yeast. Show them the size of the mustard seeds and the photo of the tree. Dissolve the yeast in the warm water and talk about what happens with the yeast when you make a loaf of bread.

Name some small things that can have a big impact on someone’s life. Talk about how Jesus started with only 12 disciples, and because they each told others about Jesus, there have been millions more disciples of Jesus over the past 2,000 years.

Have each student name one person they will do some small thing for this week and one person they will talk with about Jesus this week.



Lilya's Story

by Marcie Huson Potts (Former Missionary)

Where the Spirit of the Lord is,
there is freedom (2 Corinthians 3:17b).

Ukraine became a free country in 1991. Before that, it had a very different government called communist. The leaders of communism did not believe in God. They made all the teachers at school teach that God did not exist. Children were told that intelligent people knew there was no God and that the Bible was just stories for old ladies. Not many people went to church.

During these years, a little girl named Lilya (Lee-lee-a) was born. She had beautiful long, curly hair. She was the oldest child in her family and lived in a big city in Ukraine. Lilya's parents never talked to her about God. She never heard about God at school. She never went to church.

Lilya's grandfather lived in a village. He was a Christian. When Lilya would visit her grandparents, her grandfather would tell her all the stories of the Bible. She loved to hear the exciting adventures of King David, Jonah and the fish, and Abraham and Isaac. She especially loved stories about Jesus. As she grew up, Lilya did not visit her grandparents as much, but she never forgot the Bible stories her grandfather taught her.

As she grew older, Lilya became sad. She saw a lot of problems around her. She saw older women who had to sit outside all day in the snow during winter or the hot


sun in summer, trying to sell a few things so their family could have enough bread to eat. She saw people standing in line for hours simply to buy shoes. She saw people do bad things that hurt others, but nobody punished them. Lilya began to wonder how God could let all these bad things happen in her country. Lilya was very sad.

In 1991 the government in Ukraine changed. Communism ended, and a new government came that allowed people to believe in God. Teachers could talk about God in school, and people could go to church. And they let missionaries come to Ukraine. Some Free Methodist missionaries came to live in Lilya's city.

One day, someone invited Lilya to attend the Free Methodist Church. It was a very small church of only 10 or 12 people. As Lilya listened to the Bible stories, she started to feel happy inside. This is just what I need, she thought to herself. I need to know God!

Lilya started to visit the church. Two weeks later, she decided to give her life to God. "I remember all the stories my grandfather told me," she said. But now they are not just stories – Lilya knows the things in the Bible are true. Some days she is still sad when she sees terrible things. But now she knows God loves her and wants to help everyone.

EXPLORE ...



Briefly tell the story of Joseph and his time in Egypt (Genesis 37 and 39-45).

Discuss the topic "when bad things happen to good people." Remind students that God set aside Joseph to save his family during the famine years.

When we have times of trouble, we can remember the following:

- We can trust in Him to help us and give us strength (Psalms 28:7).
- Jesus promised His disciples He would be with them always (Matthew 28:20).
- God is with us in our times of trouble (Psalms 34:6).

God doesn't always take our troubles away, but He is always with us, and sometimes He uses our problems to help us learn to trust Him more or allow us to help someone else in a troubled time.

Decide what students can do for someone who is going through a difficult time.

Free Methodist World Missions Partner Ministries



Our Mission: ICCM advocates for the spiritual, educational, physical and social development of children by partnering with the global Free Methodist Church through sponsorships, scholarships and creative initiatives.

ICCM is making a difference in 30 countries around the globe including:

AFRICA

Burundi, DRC (Congo), Ethiopia, Kenya, Liberia, Malawi, Nigeria, Rwanda, Togo

ASIA

Cambodia, Philippines, Thailand

LATIN AMERICA

Argentina, Brazil, Chile, Colombia, Costa Rica, Ecuador, Haiti, Mexico, Nicaragua, Paraguay

(Several other countries cannot be listed due to security issues.)



Director of International Child Care Ministries

Rev. Alma Thompson
childcareministries.org
(800) 342-5531, ext. 502



Ideas for Your Group

- Your group could sponsor a child or two, or your family could choose a child on the ICCM website to sponsor (childcareministries.org). If you do not have access to the internet, call (800) 342-5531, ext. 502. An ICCM staff member will help you choose a child.
- You could raise money by recycling empty cans and bottles. Send the funds to ICCM so they can provide water filters for the children to have clean, healthy water to drink.
- Fill up a big jar with change. Then donate the money to the Haiti, India or Burundi Food Funds so school children there can eat lunch.
- Watch ICCM's video "The Perfect Childhood" to learn more about what life is like for many other children around the world (childcareministries.org).
- Buy a pig, chicken or goat to help provide nutrition and economic benefit.

Faithful With His Talents

By Mondale Perkins Oscar



Matthew 25:14-30, the Parable of the Talents, emphasized the importance of developing life skills. Fubensley, a sponsored child, is like the first two servants in this parable.

Fubensley lives north of our capital city. In general, people in the community garden and raise animals to make a living. Children love raising animals.

When Fubensley received gift money from his sponsor, he bought a nanny goat he named “Fubenscie” (after his name). She gave birth to two kids (baby goats) that Fubensley named Fubensleyna and Fubendjy.

Raising a goat is an excellent source of income for these reasons:

- Nanny goats produce milk.
- Nanny goats give birth to kids (two sometimes three).
- A goat may be sold at the marketplace to buy food for the entire family.
- A goat can be butchered for meat.

When one of the kids (baby goats) recently died, Fubensley was sad. We are hopeful Fubenscie, the nanny goat, will give birth to new kids. We also hope Fubensley will eventually have goats in abundance because he has been faithful with his goats.

ICCM Brazil has had good success with laying hens, providing improved nutrition to children by way of eggs and chicken to eat. Malawi, Congo, and several Creative Access countries, among others, have been helped substantially by gifts of cows, dairy buffalo, goats, pigs, chickens and even fish! Animal projects are a great alternative for giving beyond sponsorship. When they are well managed, they can be a blessing to children, their families and their communities.

Update From Cambodia

Philip ICCM Cambodia National Coordinator

ICCM Cambodia serves more than 400 children through three different houses (called Love, Joy, Peace). Schools and ICCM centers (houses) have been closed since mid-March. Most parents of the ICCM children who attend our houses can't work because of the lockdown. ICCM has given them assistance. We provide rice, noodles, salt, sugar, garlic, oil, mask, and soup.

The government hoped to be able to open schools in November if things improved. ICCM is helping children with take-home schoolwork even though the schools are closed.

Some children have told me, “The homework is helping me remember things I have been taught in school.”

Yari told me, “The Bible lessons help me stay close to God. Even if I can't go to church, I can read every day, especially when I have homework that includes Bible verses.” Yari does her homework and helps with chores around her home. She also is helping care for a baby cousin.

The government is grateful for how ICCM has been assisting ICCM children while COVID-19 has been

impacting Cambodia. ICCM children and parents say “thank you” to sponsors for faithful help during this incredibly difficult time.



EXPLORE ...



Meet Yari, a student from the House of Love staying current with her studies, doing homework provided by her teacher.

Watch the following video about her: [facebook.com/watch/?v=1163497250685072](https://www.facebook.com/watch/?v=1163497250685072).



SEED

Sustainable Empowerment through Economic Development

SEED Mission: SEED helps Free Methodist churches do holistic* small-business ministries that make sense in their communities** around the world.

**Holistic means whole, touching all areas of a person's life.*

***Community means the area that you live. This may be a city, village, town or neighborhood.*

SEED works with Free Methodist World Missions and International Child Care Ministries to help churches do micro-enterprise (small business) ministries. These ministries help people grow in their relationship with Christ and earn income to take care of their families.

In many places around the world, there are not nearly enough good jobs. Schools often cost money, and families don't have the money to send their children to school. Even if they can afford school, people often don't get the training they need. Like the U.S., some countries have programs that help people buy food when they can't get a job. Others have no programs to make sure people can buy food or pay for housing. So what do they do?

SEED Livelihood believes everyone is made in God's image! Everyone has gifts and talents. You, your friends and all children around the world have things you can do well. God gives us all these gifts so we can bless other people.


Sometimes, though, a person's community doesn't believe everyone has gifts. Then people don't have opportunities to do jobs that help them or their community. That's where SEED partners with local churches.

All around the world, Free Methodist churches work to find ways for people in their communities to make enough money to buy food and pay for shelter and other needs for their families. Sometimes the people in the church have everything they need to start a small business ministry. Yay!

Other times, something is missing, and they contact SEED. So then SEED:

- Helps them create a business plan that will last a long time.
- Helps them raise money to start the business.
- Helps product-making groups design the best products they can; we believe doing a job well honors God and blesses everyone.
- Helps groups find places to sell products they make; If they can't sell all their handicrafts in their own country, SEED helps them sell products here in the United States.





EXPLORE ...

Two SEED Livelihood Groups in Europe

Bulgaria New Start

The Bulgarian FMC is working with many women who have had little opportunity to help provide for themselves and their families. Now, though, the group has the vision to teach women how to knit and have them create products to sell locally and through markets in the U.S. like SEED. Check out their terrific, creative work: shopseedmarket.org/product-category/artisan-groups/bulgaria-new-start.



Spain – Into Tarshish

Missionary Josh Fajardo and the Madrid FMC worked for several years to develop a project to enable church members to generate income and allow the church to train and send out pastors and church planters. This takes place under the umbrella of Into Tarshish.

The group explored many possibilities before landing on its first initiative: olive oil! Spain is the world's largest – and some say best – producer of olives, and the oil is rich and delicious. SEED partnered to underwrite the costs of the entire first shipment, and now S'Farad olive oil has other customers in Europe and the U.S., while proceeds are helping the Spain FMC live out its vision for training and church planting.

Purchase Olive Oil here: shopseedmarket.org/product-category/artisan-groups/spain-into-tarshish.



The Set Free Movement

Learn to do right; seek justice. Defend the oppressed. Take up the cause of the fatherless; plead the case of the widow (Isaiah 1:17).

About the Set Free Movement

There are tens of millions of slaves in our world today. Real slaves. Women, men and children. Unable to walk away, under the threat of violence, forced to do things they don't want to do.

Our world is broken, but we are not powerless. The Set Free Movement partners with God and other people around the world to create healthy communities with zero tolerance for slavery, abuse and exploitation. We work with local leaders, missionaries, churches and other organizations in North America, Europe, Asia, Africa and Latin America to help create new futures and end modern slavery.

Our ministries look different in every city and country, but the starting point and ending point is the same. We start with Jesus – because when we accept the free life Jesus offers, we can partner with God to help free others. We begin by forming community teams or school clubs that focus on praying, building community and learning about the issue. From there, our teams and clubs can partner with others and create a strategy to help end slavery and pursue holistic freedom in their own neighborhood.

Living in the Direction of Freedom (Halle's Story)

When Halle Hemberry, a high school student from Turlock, CA, first learned about human trafficking, her heart broke. But instead of being immobilized by her grief, she chose to act. She started a Set Free club at her school to help educate her classmates on the issue and fundraise for organizations helping at-risk people.

Halle believes youth have a vital role in this movement. "I think people don't believe slavery is a solvable problem because it is so overwhelmingly far-reaching," explains Halle. "But solving this problem



depends so heavily on the small actions taken by people. There are so many talents and skills that can be utilized to end slavery, so we – as youth – shouldn't be afraid to use our voice and try our own ideas to help end slavery."

It doesn't matter how old you are, how much education you have or where you live. Everybody already belongs to a community in need. Every person already has gifts and resources they can contribute to this movement. How will you live in the direction of freedom?

10 Ways to Get Involved

1. Pray for millions of people enslaved around our world today.
2. Download our app for iPhone and Android and sign up for our online newsletter: setfreemovement.com/connect to stay connected.
3. Follow us on social media:
Facebook [@TheSetFreeMovement](https://www.facebook.com/TheSetFreeMovement)

Instagram [@SetFreeMovement](#)

Twitter [@SetFreeMovement](#)

4. Buy an ethically made Set Free T-shirt: [setfree.bydfault.com](#).
5. Learn more about the issue by checking out our resources: [setfreemovement.com/resources](#).
6. Ask your family or church to commit to giving monthly either as a Freedom Advocate (any amount between \$10-49/month) or a Community Builder (\$50+/month): [setfreemovement.com/give-monthly](#).
7. Find out how to identify the signs of human trafficking: [polarisproject.org/human-trafficking/recognize-signs](#). Call the National Human Trafficking Hotline toll-free hotline at 1-888-373-7888 or text 233733 if you see something suspicious.
8. Do you know somebody who owns a business? Ask if he or she wants to become a % for Freedom partner with Set Free: [setfreemovement.com/percentage-for-freedom](#).
9. Ask your pastor to celebrate Freedom Sunday (last Sunday of September every year): [setfreemovement.com/freedom-sunday](#).
10. Watch our video “Whatever You Do, Do It in the Direction of Freedom” to be inspired by ways you can contribute your gifts and skills to the movement to end modern slavery: [vimeo.com/225897398](#).
11. Find other ways you and your community can get involved at: [setfreemovement.com/take-action](#).



Did You Know?

Children are among the most vulnerable to slavery.

In Haiti, some children are sold into slavery as unpaid domestic workers with other families. In some Roma villages in Bulgaria, a 14-year-old girl may be sold into an arranged marriage or exchanged for a horse.

In Cambodia, children from poor families may stop going to school and work out in the fields to help make money to feed their siblings.



EXPLORE ...

Was Your T-Shirt Made by a Slave?

When we buy products made by slaves, we are contributing to the problem. Slavery is often used to produce the items we consume and use every day, such as our chocolate, coffee, clothes and electronics. Slavery is in our cupboards, closets and kitchens.

One of the best ways we can fight slavery is by refusing to buy products made by slaves. Encourage your family, church and classmates to shop in the direction of freedom by buying from ethical or fair trade companies:

1. Buy an ethically made Set Free T-shirt: [setfree.bydfault.com](#).
2. Shop from SEED Livelihood: [shopseedmarket.org](#).
3. Ask your parents or church to start brewing fair-trade coffee from Camano Island that also supports the work of Set Free: [camanoislandcoffee.com/setfree](#).
4. If you know people who shop on Amazon, get them to switch to using AmazonSmile. When they select “Set Free Movement,” we receive a portion of the purchase: [smile.amazon.com](#).
5. Use apps like “Good on You,” [goodonyou.eco](#) and “Better World Shopper” ([betterworldshopper.org](#)).
6. Buy fair-trade chocolate: [slavefreechocolate.org/ethical-chocolate-companies](#).



Problems Faced by Children Around the World

Poverty:

- Worldwide, 600 million children live in extreme poverty. (Compassion International)
- Almost half the world – over 3 billion people – live on less than \$2.50 a day. (Compassion International)
- 1.6 billion people – one in every four – live without electricity. (Compassion International)

Unsafe Water:

- Nearly 1 billion people around the world lack access to clean, safe drinking water. That's about one out of eight people. (Clear Blue Global Water Project)
- 97% of the world's water is salty seawater and unsafe to drink.
- Each day, more than 6,000 children under age 5 die from diseases spread by unsafe water or lack of basic sanitation and hygiene. (World Vision)
- Diarrhea kills one child every minute. Almost all these deaths are related to unsafe water and inadequate sanitation. (Water Aid)
- Millions of women spend several hours a day collecting water. (Global Issues)

Hunger:

- Malnutrition is the world's most serious health problem. (World Vision)
- Malnutrition is the single-largest contributor to child

deaths – 3.1 million per year. (World Vision)

- Children weakened by all forms of malnutrition often die from preventable and easy to treat diseases. (World Vision)
- Chronic malnutrition manifests as significantly reduced height growth, or stunting, and affects one-third of all children in developing countries. (World Vision)
- One in seven people in the world will go to bed hungry tonight. (Compassion International)
- Over 300 million children go to bed hungry every day. (Compassion International)
- Every day, almost 16,000 children die from hunger-related causes. That's one child every five seconds. (Compassion International)

Inadequate Shelter:

- Up to 150 million children in the world today live on the streets. (United Nations)
- Street children are not necessarily orphans but may have been chased from home by violence, drug and alcohol abuse, family breakdown, or economic need.
- Children living on the streets are especially vulnerable to victimization, exploitation, and the abuse of civil and economic rights.
- At least 600 million people – most of them women and children – live in unsafe housing. (Shelter 2.0)

Sickness:

- Every year, over 13 million children under age 5 die from illnesses that could have been avoided or treated. (Humanium)
- Over one-third of the world's population does not have access to medicines essential to health and survival because of high prices. (Humanium)
- Pneumonia kills more children (approximately 2 million) each year than any other disease. It accounts for nearly one in five child deaths globally. (UNICEF)
- Diarrhea is the second-highest killer of children, accounting for 9% of all deaths among children under age 5 worldwide. In 2012 this translated into 1,600 young children dying each day, or more than 580,000 children a year. (UNICEF)
- More than 30 million children do not have the proper immunizations to protect them from diseases. (UNICEF)

Lack of Education:

- Around the world, some 75 million children – more than half of them girls – have no opportunity to attend primary school. (BMZ)
- In many countries, families must pay school fees. And even where school is free, the cost of uniforms, books, travel and equipment may be more than families can afford. (Global Campaign for Education UK)
- Nearly 250 million children must work to help their families, and for many, this means they cannot go to school. (Global Campaign for Education UK)
- In rural areas, there may be no school close enough for children to attend. (Global Campaign for Education UK)
- In some places, people do not believe girls need an education.

Child Labor:

- Child labor is work that harms children or keeps them from attending school.
- Underage children work at all sorts of jobs around the world, usually because they and their families are extremely poor.
- There are 218 million child laborers around the world. (Free the Children)
- More children are a part of the workforce now than 10 years ago. (Free the Children)

- Children in commercial agriculture can face long hours in extreme temperatures, health risks from pesticides, little or no pay, and inadequate food, water and sanitation.
- Millions of girls work as domestic laborers in private homes. They work long hours and may be beaten or harassed.
- Child workers on the street are easy targets for criminals.

War:

- 2 million children have been killed by conflict over the last decade. (UNICEF)
- 6 million children have been left homeless. (UNICEF)
- 12 million children have been injured or disabled as a result of conflict. (UNICEF)
- 250,000 children have been forced to participate in fighting. (Children in Need)
- More than 1 million children have been orphaned or separated from their parents. (UNICEF)
- Millions of children have been psychologically traumatized. (UNICEF)
- Thousands have been killed or maimed by landmines.



EXPLORE ...

This list is overwhelming. Most of us cannot even wrap our minds around what a million is, much less what a billion looks like. (If you want to have a visualization of 1 million, check

out this website: waitbutwhy.com/2014/11/from-1-to-1000000.html.

Take one of the statistics above and demonstrate how all of us can help.

Nearly 1 billion people around the world live without access to clean, safe drinking water. That is about 1 out of every 8 people.

With proper use, a Sawyer water filter given to a family or a school can provide a lifetime of clean drinking water, filtering out 99.9999% of harmful bacteria.

Purchase and demonstrate using a Sawyer water filter or show this video from International Child Care Ministries in Cambodia: vimeo.com/229877916.



You may want to present some basic ideas about world religions and how they differ from Christianity. This knowledge can help students gain a better understanding of what they accept as truth and may well prevent them from being confused about Christianity.

Buddhists

Buddhism is the world's fourth-largest religion. Buddhists follow the teachings of "the Buddha," a man who lived 2,500 years ago.

There are many different forms of Buddhism and many different teachers (lamas). Buddhists follow the Noble Eightfold Path. They must be kind, not harm any living thing, live in the right way, tell the truth, not think of self, think about others, understand suffering and meditate.

Buddhists believe there are many paths to God. Meditation, thinking deeply while sitting still, is an essential religious practice. People are trying to get "enlightened" through meditation by finding the Buddha-nature, or god, within themselves.

One of the Buddhists' holy books is 70 times larger than the Bible! Many times, young men will become monks, either for life or for short periods of time. Monks wear robes, shave their heads and live in poverty, relying on others to supply their needs. Buddhists believe they gain points with God by giving to monks.

Buddhists might pray to an ancestor who has died,

believing their dead relative can help them in this life. Buddhists practice their religion individually and by going to the temple or shrine. Many times, there will be a statue of Buddha in their home or the temple.

Buddhism was born out of the Hindu religion, so there are similarities, including a belief in reincarnation. Buddhists believe they can come back again and again after they die, each time attaining more "enlightenment," thus becoming a better person. Buddhists believe when a person dies (final death after achieving enlightenment), he or she enters a state of nirvana, as in blowing out the flame of a candle. That person no longer exists.

Hindus

Hinduism is the third-largest religion in the world. Hindus believe in many gods, as many as 350 million, who are all different forms of one supreme god. There are many rituals in the Hindu religion. Hindus burn incense at home or in the temple as a part of their worship. Even in the temples, people worship individually; it is not like going to a Christian church service. Festivals, along with parades, honoring the different gods are held several times a year.

Twice a day, Hindus pray and offer gifts to their gods, believing that by doing so, bad things will not happen to them. They believe their gifts of food must be perfect to be accepted by their gods. They might ring a bell to get the attention of their god or gods when they pray. They

believe their gods hear only one person at a time.

Most Hindus do not eat any meat because they believe in reincarnation. Reincarnation is the belief that when a person dies, he or she will come back in the next life as another person, an animal or a bug. The better a person lived, the better being he or she becomes in the next life. Hindus never kill any bug or animal for fear they may be killing some relative or friend who has died.

Muslims

Islam is the second-largest religion in the world. People who follow the Islamic religion are called Muslims. Muslims make up one-fifth of the world's population.

Their god is called "Allah," and they believe Mohammed was the last and final prophet from God. They believe that first there were Jews, then the Christians and now Muslims. The word Muslim means "one who submits."

Muslims must follow the "Five Pillars of the Faith." These pillars, or duties, include:

1. Reciting the mantra, "There is no God but Allah, and Mohammed is his prophet."
2. Praying five times a day facing in the direction of Mecca, Saudi Arabia. Before they pray, they wash parts of the body to make them "clean" before Allah.
3. Giving alms, 2.5% of their income, to the poor.
4. Keeping the 28-day fast of Ramadan. Muslims do not eat from sunrise to sunset during this time of purification and seeking holiness.
5. Making the trip (Hajj) to Mecca once in their lifetime. Mecca is the holiest of holy places to a Muslim.

Muslims believe at the end of a person's life, Allah will decide if their deeds were good and they should be allowed into paradise, or if they did more bad deeds and should go to hell. To a faithful Muslim, keeping all the pillars is important so they can go to paradise.

Muslims worship in buildings called mosques. They believe Jesus was a prophet like Moses and Daniel. They do not believe Jesus was crucified and rose from the dead. The Koran is the holy book Muslims follow, but they also use the first five books of the Bible and consider Matthew, Mark, Luke and John of the New Testament to be holy books.

Muslims consider the United States (North America) to be a Christian country, so everything in the U.S. is what Christianity is all about. A Muslim cannot separate who they are from their religion. To be a Pakistani is

to be a Muslim; there is no difference. Therefore, any North American they meet is assumed to be a Christian.

Tribals or Animists

Tribal people have varied beliefs depending upon where they are located. They live in small groups, so there are many different beliefs and practices adopted from other religions, along with their tribal beliefs. Fear often controls tribal peoples' lives. They believe in many spirits and want a right relationship with each of them. They feel disasters such as drought, famine, sickness, earthquakes and floods are the work of evil spirits. They worship things in nature like rocks, trees or the sun and sometimes make special offerings and sacrifices to them.

Worshipping the many different spirits is done individually or by families. Tribal people usually have faith in witch doctors or a medicine man, sometimes called a shaman, for healing. They also believe in potions, magic stones, and evil and good spirits. Tribal people might wear amulets or charms they think can protect them from evil spirits. Often tribal groups believe a person comes back as a spirit when he dies. Because the people believe this ancestor can protect them from bad things, they make offering to him, too.



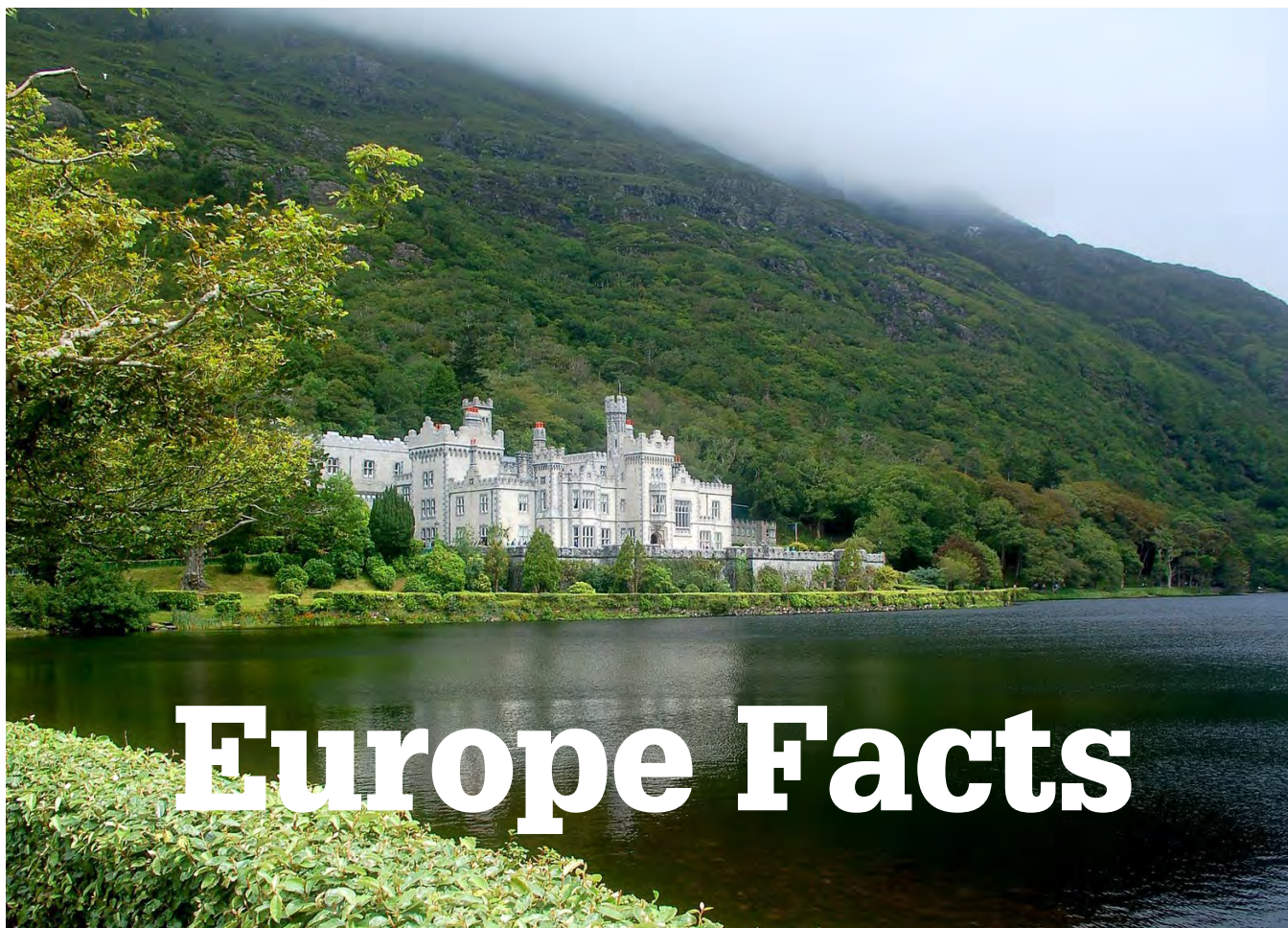
EXPLORE ...

Be sure to end the presentation of this information by emphasizing what makes Christianity different than all these other religions.

- We believe in one true and living God Who made the world and us.
- We believe Jesus is God's Son Who came to earth in the flesh, that He died for our sins, was buried and on the third day rose again.
- He offers us the free gift of salvation. We don't have to earn His love or a place in heaven. All we have to do is accept the gift of forgiveness and follow Him.
- Because of Christ's death on the cross, we can have a relationship with God.

This might be a time to introduce older students to the Apostles Creed.

This video illustrates the Apostles' Creed: [youtube.com/watch?v=C7SQCCnWRpo](https://www.youtube.com/watch?v=C7SQCCnWRpo).



Europe Facts

Almost two-thirds of the Earth's surface is water; the rest is land. Seven continents are divided into nearly 200 countries or territories. Europe is a fascinating continent to study. If we traveled there, we would want to investigate the castles, museums and other unique sites. We would be exposed to the vast history that has made us who we are today. Many North Americans have ancestors who came to the United States or Canada from Europe. Even today, many of the products we use or the words we say have roots in Europe.

Using the Facts Section:

Post the maps included and give students a chance to color in the countries as you study them. Find other maps of Europe to hang in your room.

A Country Profile Page can be completed for all the study countries (see page 77) or use country fact sheets on pages 160-168. If students complete a profile for at least three different countries, give them an extra sticker in their passport.

The country facts are designed for you to share with your class. Some fact and country information pages included in this section may help complete the word puzzles (pages 149-170).

Make posters for each country. Collect photos from National Geographic, news magazines or online.

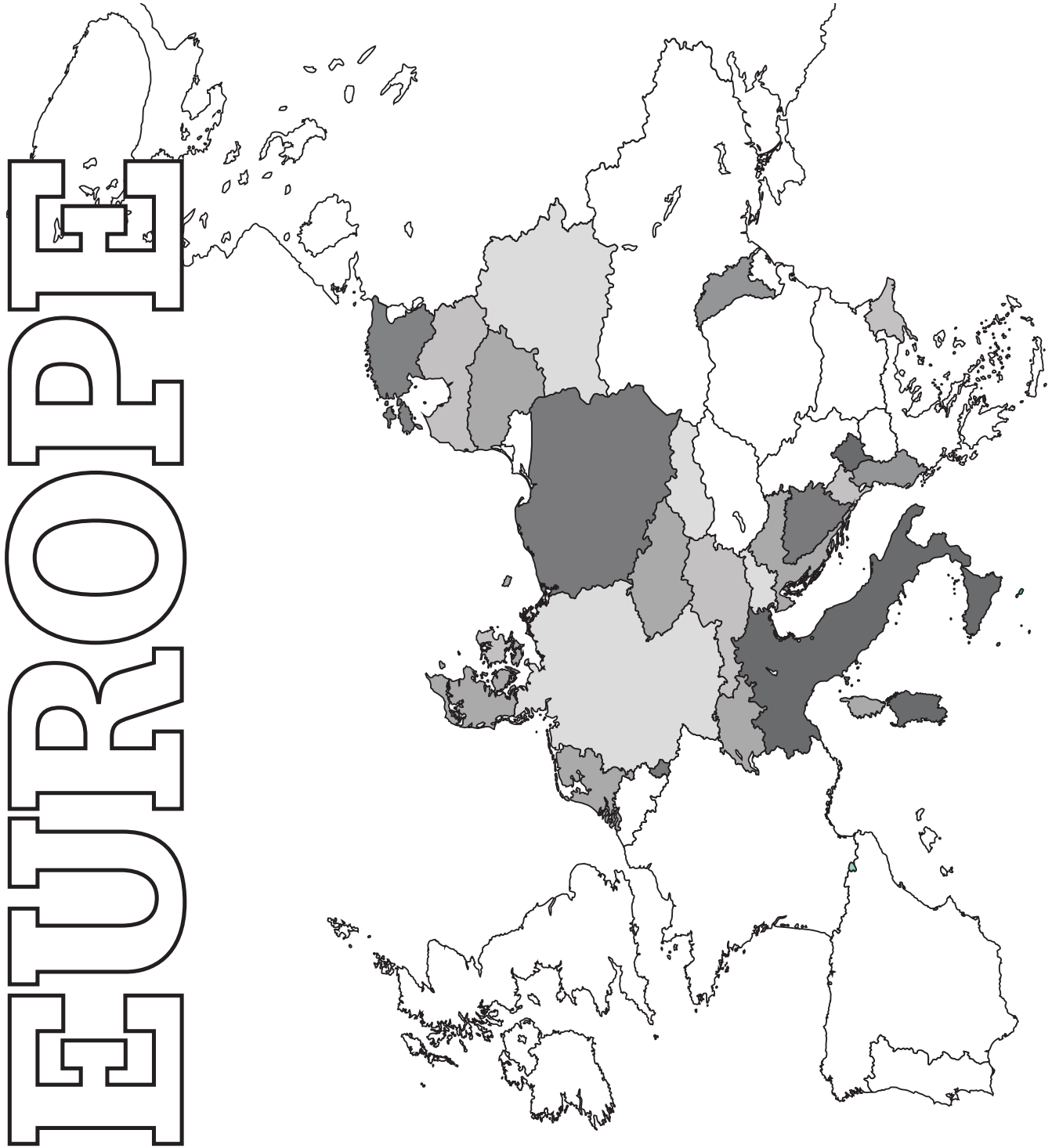
Display the posters for your church to see what your students are learning.

Flags for each of the countries are provided in this section. Have students color them with the appropriate colors. Also, consider attaching the flags to dowel rods to use as centerpieces for your classroom table or using them during a public service or at an international dinner.

Specific information on Free Methodist missionaries serving in these countries is included in this section. Consider having students make "Fact Files," flashcards or a prayer album (page __) based on this section's information. If you are not in a Free Methodist church, you may want to supplement this information with facts about missionaries your church supports.

Free Methodist World Missions Focus





Suggestions for classroom use:

- Use this map as a weekly attendance chart, coloring in or completing the details of the country you study that week.
- After covering all the country information, test your students' knowledge of the major cities and country locations by having them fill in this blank map.
- Make a matching game from the map. On slips of paper provide the country names and any other map features your students know. It can be as detailed as you wish. Have students work as teams to glue the slips of paper (country names, cities, etc.) to fill in the Europe map.

For the country of _____

How many people live in this country?



What Free Methodist work do we have in this country?



What Free Methodist work do we have in this country?

How do you think we can help people in this country?

What kind of climate does this country have?



Culture notes or an interesting fact.

Draw the shape of the country and the flag of the country here.



What are the industries in this country?

How big is the area of the country?





Belgium

Capital: Brussels

Population: 11,589,623

Area: 18,957 square miles, about the size of Rhode Island

Major Cities: Antwerp, Bruges, Brussels and Ghent

Climate/Terrain: mild winters, cool summers / flat coastal plains in northwest, central rolling hills, rugged mountains of Ardennes Forest in southeast

Language: Dutch, French, German

Currency: Euro

Industries: autos, textiles, plastics, glass, paints, chemicals, photographic materials, carpets, billiard balls, fine crystal glassware

Natural Resources: construction materials, silica sand, carbonates

Religion: Roman Catholic



Interesting Facts

- When you look at the shape of Belgium on a map, it looks like a bunch of grapes.
- Belgium's national sports are cycling and soccer. People also enjoy jogging, basketball, volleyball, table tennis and golf.
- Belgium is one of several nations claiming to have invented what is called *friet* (FREEHT). In the U.S., we call it french fries. It's cooked twice and dipped in mayonnaise.
- Belgium is home to the largest aviary, or bird zoo, in Europe. The Parc Paradisio has more than 2,500 different kinds of birds.



- A Belgian named Toots Thielemans plays jazz harmonica and wrote the theme for “Sesame Street.”
- Mount Botrange is the highest point in Belgium (2,277 feet).
- Antwerp is known as the world’s diamond capital because 84% of the world’s most precious stones are cut and polished there.

The Work of the FM Church in BELGIUM:

Status: Mission District

Free Methodist Churches: 3

FMC Membership: 86

Origins

“Help us start a Free Methodist Church!” was the plea from Filipino women who had recently moved to Oostende, Belgium. This request soon turned into the formal organization of the church in Oostende. At the same time, an immigrant group from Central Africa was organizing a church in Brussels. Up to their retirement, missionaries Lucien and Molly Behar worked with these churches.

The multiethnic Oostende group held its first-morning worship service on March 24, 2002.

The second group, Central Africans residing in the European Union capital of Brussels, held its first public worship service and banquet on October 27, 2002. This church is led by the Rev. Siméon Rutazihana, an ordained elder from Rwanda.

Belgium became an official FM mission district in a celebration service on January 31, 2004.

Present Ministries

The Free Methodist Church in Belgium is registered with the government. A ministry among Latinos and youth has begun in the Oostende congregation. Bible studies are held in other parts of West Flanders. Eric and Amy Casteel, both pastors from East Michigan,

currently live in Belgium. Amy is working on her PhD, while Eric volunteers time to the Free Methodist Church, serving as regional director for Northern Europe.

Prayer Requests:

- Effective outreach and witness to the Belgian community
- Development of leaders, particularly native Belgians
- Facilities that could be effective meeting and ministry centers
- New church-planting opportunities

Up Close: Belgium Culture

Belgium is like two countries in one. The Flemish-speaking north region is referred to as Flanders. The south is the region of Wallonia where French is spoken. Street signs throughout the country have to be in three languages – Flemish (or Dutch), French and German.

Land

Wild boar, fox, wildcat, muskrat, otter, badger, tree martens and ermine (two relatives of the weasel) make their home in Belgium. Trees such as oak, elm, birch and beech can be found there, as well as several kinds of flowers also found in North America – hyacinth, goldenrod, lily of the valley and digitalis.

People

Belgium was once famous for its puppet theaters. The country is also famous for Adolph Sax (1814-1894). He worked in his father’s music workshop, making flutes and clarinets. He was 26 years old when he invented the saxophone.

People in Belgium might enjoy stamp collecting, making models, toy train collecting and gardening. Lacemaking is an artform used to make tablecloths and beautiful blouses.

Things to Do if You Visit

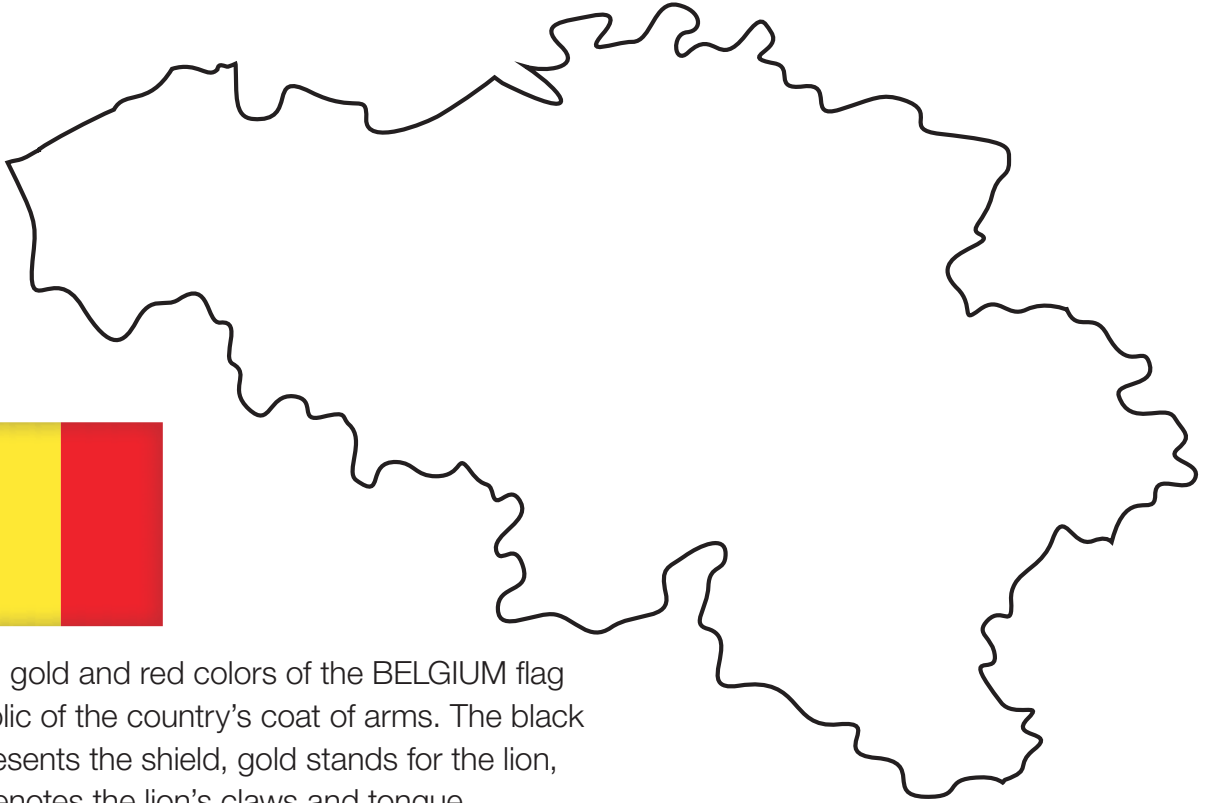
- Visit the Comic Art Museum. Belgium is home to many comic book artists.
- Visit a chocolaterie. Belgium is world-famous for its chocolates and is the world’s No. 1 exporter of chocolate. Little chocolate factories and shops are everywhere.
- Eat a Belgian waffle or some *frietas* served with mayonnaise.

Belgium

Color the map and label with the capital and major cities.



The black, gold and red colors of the BELGIUM flag are symbolic of the country's coat of arms. The black color represents the shield, gold stands for the lion, and red denotes the lion's claws and tongue.



--	--	--



Bulgaria

Capital: Sofia

Population: 6,928,348

Area: 68,875 square miles, slightly larger than Tennessee

Major Cities: Burgas, Plovdiv, Sofia and Varna

Climate/Terrain: mild climate with cold, damp winters and hot, dry summers / fertile land, mostly mountains with lowlands in the north and southeast

Language: Bulgarian

Currency: lev

Industries: electronic and optical appliances, machinery and equipment, food, consumer goods, iron, steel, textiles, pharmaceutical products

Natural Resources: copper, lead, zinc, coal, timber, arable land

Religion: Bulgarian Orthodox



Interesting Facts:

- Bulgaria's national flower is the rose. The Rose Valley produces half of the world's rose oil.
- Bulgaria is the homeland of yogurt. It's eaten at nearly every meal.
- The mud and mineral springs of Bulgaria's lakes are believed to be like medicine. They are processed by the pharmaceutical industry.
- By age 9, children are learning at least one foreign language in school.



- Bulgarians read everywhere – as they travel by bus or train. People read more than they watch television.
- Many people travel by train, which is cheap and reliable.
- Many Bulgarians vacation in July by going to the mountains or the coast of the Black Sea. Cities are hot and dusty, so many visit family in the countryside and help with field work.
- While Bulgarians dress like Westerners, they like to dress nicely – even to go to the store.
- Bulgarians shake their heads for yes and nod for no.

The Work of the FM Church in BULGARIA:

Status: Balkan Annual Conference (includes North Macedonia and Serbia)

Free Methodist Churches: 14 plus 4 church plants

FMC Membership: 455

Origins

Free Methodist work in the Balkans began in 1997 when missionaries Michael and Maria Long moved to Thessaloniki, Greece. From this strategically located base, the Longs traveled extensively in Kosovo, Albania, Bulgaria and the former Yugoslav Republic of Macedonia, assisting with relief and development efforts, connecting with existing church networks, and



encouraging believers. In Bulgaria, good relationships were established in the towns of Sandanski, Petrich and Samokov, and in the capital city of Sofia.

In April 2007, missionaries Al and Diane Mellinger arrived in Bulgaria to begin leadership development ministries. A church plant was started in the southern Bulgarian city of Petrich. Relationships were established with a network of Bulgarian churches. They began to host regular workshops for pastors.

Missionaries Chance and DeeDee Galloway joined the team in 2011, and David and Jill Sweet in 2017.

Present Ministries

In 2015 the Bulgarian church officially registered as the “Light and Life Church.” Regular training events are held for pastors and church leaders, and when possible, additional summer conferences take place for youth, families and women. New Start was established to help provide employment possibilities through livelihood groups and micro-loans. The St. John’s Home, a safe house for at-risk girls, has been established and opened in 2020. Other active ministries include ongoing church-planting efforts in the Balkans region, an agricultural project and leadership training.

Prayer Requests:

- The St. John’s Home and the success of the Light and Life Church
- Teams regularly serving and ministering to the people of the Balkans
- Micro-enterprise development to help pastors and congregations become self-sustaining
- Training opportunities to help shape the next generation of leaders
- Discernment and wisdom for the missionary team in responding to the many needs, requests and opportunities presented to them

North Macedonia

Status: Mission District
(Balkan Annual Conference)

Church Plants: 4

In 2016 a church was launched; it was then closed due to persecution. In 2017 four church plants were started in a different region of North Macedonia, and each is doing well. The Bulgarian team has given oversight to these church plants but is now working to establish a Macedonian Foundation to provide legal cover for the work.

Prayer Requests:

- The new church plants as they reach out into the communities
- The expansion of work in North Macedonia and the creation of their foundation
- Wisdom for Pastor Lyubcho and missionary Chance Galloway as they mentor pastors

Serbia

Status: Mission District
Church Plants: 9

In 2017 the leadership from Bulgaria began visiting and creating new partnerships in Serbia. After a year of training and conferences, a partnership started with a leader in Serbia, the church started looking for leaders who had a heart to plant churches in villages and towns with no church. After interviewing many who were interested, the leadership team selected nine. In October 2019, nine churches were started in the region. These partner/affiliate churches are being looked after by the Balkan Annual Conference.

Prayer Requests:

- The new church plants and pastors as they reach out to the people in their communities
- Many in these impoverished communities who need job opportunities
- Protection for these pastors and their families as they serve for the sake of the gospel



Up Close: Bulgaria

Land

The highest point in Bulgaria is Mount Musala at 9,597 feet. The Danube River serves as the northern border and dividing line between Bulgaria and Romania. The pink pelican, wild swan, deer, boar, fox, wolf, mountain goat, bear, rabbit and pheasant are animals and birds found in Bulgaria. There are 170 plant species found nowhere else in the world. Agricultural products grown include vegetables, fruit, tobacco, wheat, barley, sunflowers and sugar beets. Many families grow vegetables in the backyard or have a garden plot on the edge of the city.

Language

Bulgarian is a Slavic language. It uses the Cyrillic alphabet, which was developed in the 9th century by two Christian priests: Cyril and Methodius. Bulgarian culture and the Cyrillic alphabet are celebrated on May 24.

Arts

Bulgarians enjoy handiwork such as knitting, embroidery, pottery, woodworking and leatherworking. They also enjoy music. The kaval, a type of flute, and the gaida, bagpipes, are traditional folk instruments. There are even bagpipe bands. A circular dance, called the *horo* (ho-RO), originated in Bulgaria. Dancers all hold hands and swirl to the music's rhythm.

Things to Do if You Visit

- Hike to the Seven Rila Lakes
- Experience some of the culture by attending a Bulgarian Festival
- Eat some *banitsa*, a traditional Bulgarian dish made with layers of phyllo pastry, eggs, yogurt and white cheese

THE BULGARIAN ALPHABET

Аа a (as in cat)

Бб b (as in bus)

Вв v (as in very)

Гг g (as in good)

Дд d (as in dog)

Ее e (as in egg)

Жж zh (like the "s" in leisure)

Зз z (as in zoo)

Ии i (as in instant)

Йй y (as in young)

Кк k (as in kick)

Лл l (as in love)

Мм m (as in marry)

Нн n (as in no)

Оо o (as in hot)

Пп p (as in pot)

Рр r (as in red)

Сс s (as in sit)

Тт t (as in tree)

Уу u (as in yule)

Фф f (as in foot)

Хх a (like the "ch" in Bach)

Цц ch (as in check)

Чч ts (as in puts)

Шш sh (as in shut)

Щщ sht (like "shed" in pushed)

Ъъ a (like "u" in but)

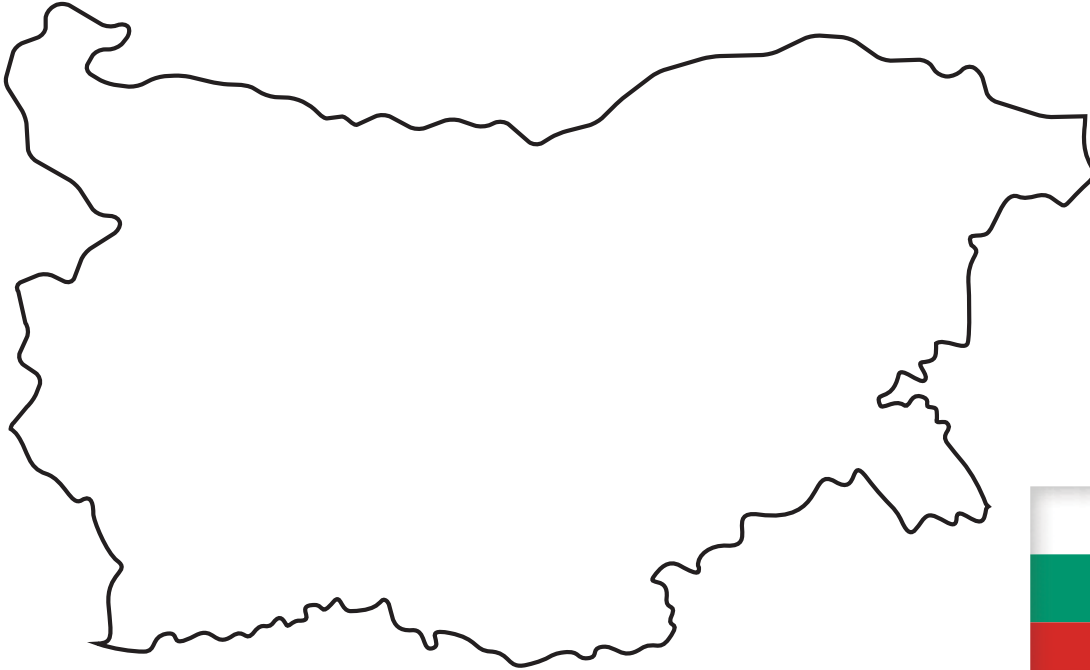
Ьь (consonant-softening sound)

Юю yu (like you)

Яя ya (as in yank)

Bulgaria

Color the map and label with the capital and major cities.



The colors on the flag of BULGARIA symbolize peace and Slavic thought (white) and the bravery of the Bulgarian people (red). Until 1990 the state emblem was displayed on the white stripe.



France

Capital: Paris

Population: 65,273,511

Area: 214,890 square miles, slightly larger than California

Major Cities: Lyon, Marseilles and Paris

Climate/Terrain: varies from north to south, generally cool winters and mild summers / mostly flat plains or rolling hills, mountains in east and south

Language: French

Currency: Euro

Industries: aircraft, agriculture, aluminum, cars, chemicals, electronics, food processing, oil and gas refining, perfume, textiles

Natural Resources: coal, iron ore, bauxite, fish, timber, zinc

Religion: Roman Catholic



Interesting Facts:

- The country of France is shaped like a hexagon.
- Bauxite is a natural resource that gets its name from the town of Les Baux. This aluminum makes cooking foil and soft-drink cans.
- The Tour de France is a cycling race that covers 2,975 miles over 26 days.
- From the top of the Eiffel Tower, built in 1880, you can see 42 miles away.
- The world's first cinema opened in Paris in 1895.
- The Channel Tunnel (stretching 31 miles) is an underground railway that links France with England.



- Over one-half of the land is used for farming. Food and farm goods make up one-fifth of the country's exports.
- France produces over 365 varieties of cheese.
- Mont Blanc, in the French Alps, is Europe's highest mountain peak.
- The French army was the first army in the world to use camouflage.
- The first hot air balloon was launched in France.

The Work of the FMC in FRANCE

Status: Mission District

Free Methodist Churches: 1

FMC Membership: 80

Present Ministries

The church in Cergy (just outside of Paris) is primarily comprised of Haitian immigrants, many of whom were members of the Free Methodist Church in Haiti before coming to France. People of the church desire to witness effectively to the community and reach more Haitian and African immigrants in the area.



Prayer Requests:

- Growth and development of new leaders
- The local church to reach out to other immigrants in the area
- Spiritual development and growth of the church's many children and youth
- Pastor Joel Loudior

Up Close: France

School

The school day begins at 8:30 a.m. and ends at 4:30 p.m. Students get a two-hour lunch. If they live close enough to school, they go home for lunch. Students ages 6 to 10 attend primary school; from ages 11 to 16, they attend secondary school. Students take classes on Saturday mornings, but Wednesday afternoons are set aside for sports or classes, such as painting, drama and dance. After graduating from secondary school, students may attend a lycée, a university or a technical school.

Famous People

HISTORY

Joan of Arc (1412-1431) claims she heard the voice of God telling her to fight the English and restore the French king to the throne. She led the army to victory in 1429 at Orléans. In 1430 she was captured by the English and burned at the stake as a martyr in 1431.

Napoléon Bonaparte (1769-1821) was an army general who crowned himself emperor of France in 1804. In 1815 at the Battle of Waterloo, he was defeated by the British.

Louis Braille became blind as a result of a childhood accident. Later he developed an alphabet for blind people to use for reading and writing. It is called Braille.

ARTS

Painters

Édouard Manet (1832-1883); Claude Monet (1840-1926); Pierre-August Renoir (1841-1919); Paul Gauguin (1848-1903).

Authors

Alexandre Dumas (1802-1870) wrote *The Three Musketeers*; **Jules Verne (1828-1905)** wrote *Around the World in 80 Days* and *20,000 Leagues Under the Sea*; **Charles Perrault (1628-1703)** wrote *Tales of Mother Goose*, which includes *Sleeping Beauty*, *Cinderella* and *Puss in Boots*; **Victor Hugo (1802-1885)** wrote *Les Misérables* and *Hunchback of Notre Dame*.

Musicians

George Bizet (1838-1875) wrote the opera “Carmen”; **Claude Debussy (1862-1918)** is famous for “Claire de Lune” (means Moonlight); **Maurice Ravel (1875-1937)** wrote ballet music, including “Bolero.”

SCIENCE

Louis Pasteur (1822-1895) was a chemist and biologist who developed pasteurization, a process

using heat to kill bacteria and germs. Today, milk still undergoes the pasteurization process.

Marie Curie (1867-1934) and her husband, Pierre, studied radioactivity and discovered radium and polonium. In 1903 they won a Nobel Prize for physics.

Baron Georges Cuvier (1769-1832) was a naturalist and founded paleontology, the study of fossils.

Louis Jacques Mandé Daguerre (1787-1851) introduced the first popular form of photography. The pictures were called daguerreotypes.

Things to Do if You Visit

- Visit some of the famous sites in Paris – the Arc de Triomphe, Sacre Coeur Cathedral, the Notre Dame Cathedral and the Eiffel Tower (try this one at night).
- Spend a day at the Louvre, the world’s most visited museum.
- Visit a boulangerie (a French bakery) and eat a *baguette* or a *croissant*.

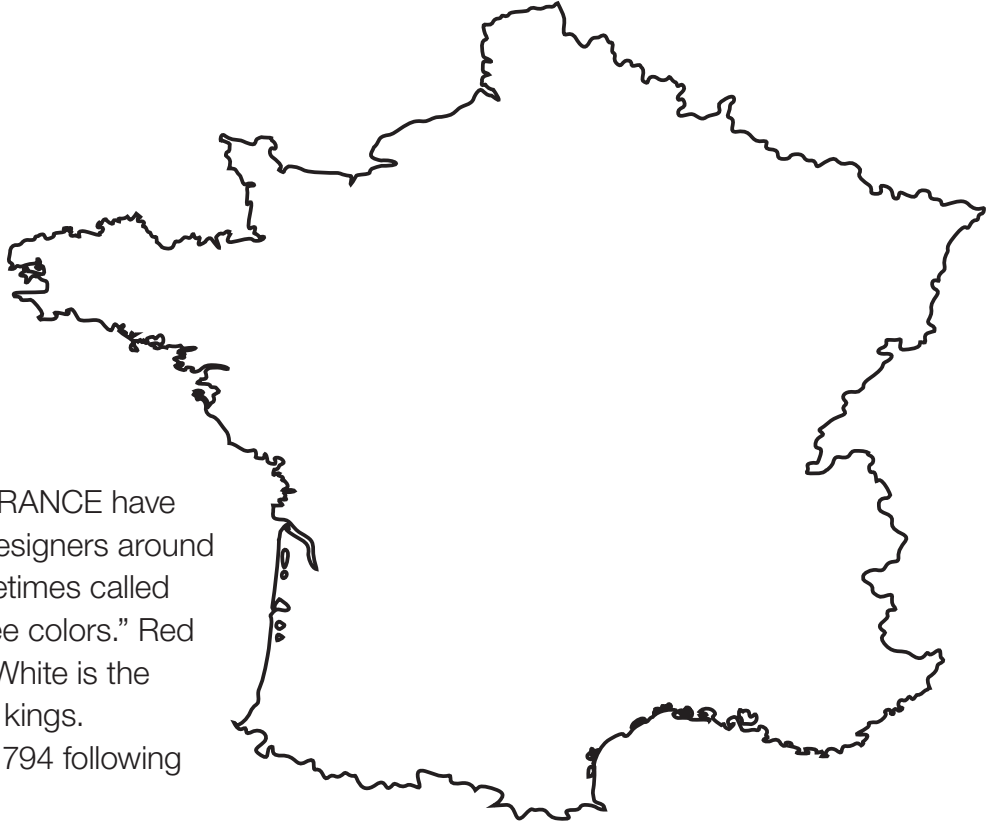


France

Color the map and label with the capital and major cities.



The colors on the flag of FRANCE have inspired many other flag designers around the world. The flag is sometimes called the tri-color, meaning “three colors.” Red and blue represent Paris. White is the traditional color for French kings. The flag was first used in 1794 following the French Revolution.



--	--	--



Greece

Capital: Athens

Population: 10,772,967

Area: 50,949 square miles, slightly smaller than Alabama

Major Cities: Athens and Thessaloniki

Climate/Terrain: mild climate, long hot, dry summers and mild winters when the majority of rainfall occurs / mountains with ranges extending into the sea as peninsulas or islands

Language: Greek

Currency: Euro

Industries: shipping, tourism, agriculture, cement, chemicals, fertilizer, food processing, steel, textiles

Natural Resources: fertile soil, bauxite, lignite, magnesite, petroleum, marble

Religion: Greek Orthodox



Interesting Facts:

- The highest point in Greece is Mount Olympus – 9,750 feet.
- Mountains cover 80% of the land.
- Greece has over 6,000 species of flowers, including more than 100 varieties of the orchid family.
- The Olympics began as small athletic contests at festivals. Running, javelin throwing and boxing are a few of the first contests. Trumpeter competitions and poetry recitals were also contests in the Olympics.



- The Mediterranean monk seal is the rarest of all seal species. There are about 200 of these seals living in Greek waters.
- Soccer or *podosphero* (poh-DOHS-fayroh) is the national sport.
- January 8 is Gynaikratia – a role-reversal day in northern Greek villages. Women spend the day at the café or other social centers, while men stay home to do housework.

The Work of the FMC in GREECE

Status: Church-in-Formation

Free Methodist Churches: 1

FMC Membership: 70

Origins

In August 1997, Michael and Maria Long started ministry as the first Free Methodist long-term missionaries to Greece. In September 2003, a Free Methodist fellowship was established in central Thessaloniki, close to the spot where the Apostle Paul first preached to the Thessalonians.

Present Ministries

The Thessaloniki FM Church Anagenesis includes Greek members and over 10 other nationalities. The main focus is on sharing Christ with the thousands of Muslim immigrants seeking a new life in Europe. Since the 2015 immigration crisis in Europe began, 40 souls have received baptism. The church team serves tirelessly at the Refugee Care Center in Thessaloniki, a



“multi-church ministry.” They hold meetings in Arabic and Farsi, as well as holding women’s meetings during the week.

Prayer Requests:

- Leaders of every language to step up to serve in each language group
- Resources and personnel to assist with the ongoing refugee ministry
- A new location for the church and ministry center
- Discipleship of newly baptized believers from the Middle East
- The salvation of Muslims and the softening of their hearts to faith in Christ

Up Close: Greece

Firsts

Greeks were the first to open schools. For a while, only boys were allowed to attend. Greeks opened the first libraries. Instead of books, the libraries kept papyrus scrolls. The Greeks were the first to think of putting together an encyclopedia. They were good builders and made the first bridge.

School

Children ages 6 to 12 attend elementary school, called *demotiki*. Then they spend three years at a *gymnasio* (jim-NAH-see-oh) – like middle school. A *lyceo* (lee-KEE-oh) or high school is where they often complete their education. Education in Greece is free,

but students often supplement with other classes at private schools. Greece has a literacy rate of 95%, one of the highest in the world. In ancient Greece, poetry, music and manners were just as important to learn in school as reading and math.

Entertainment

Greek drama was a form of entertainment. The dramas often taught a moral lesson. For a long time, men played both women's and men's parts. The actors wore masks with a happy face or sad face to show emotion. In Ancient Greece, special effects were used. Rocks were rolled over a sheet of metal, making the sound of a rainstorm. A rope lifted an actor to make him fly. Plays are still presented in open-air theaters, some of which were built over 2,000 years ago. Drama can still be used as a means of passing on values and beliefs to an audience.

Olympics

The Olympics started about 776 B.C. and ended about 395 A.D. when two earthquakes buried the city of Olympia. The winners of the contests in the ancient Olympics received palm branches, olive wreaths and wool ribbons. The Modern Olympics, the games as we know them today, started in 1896. The five Olympic

rings stand for the five continents having participants: North and South America are counted as one. The Olympic games have come to symbolize peace and fair play.

Someone to Know

Hippocrates examined a patient and wrote down the symptoms and then treatment, which we call the "diagnosis." He also created rules for doctors known as the Hippocratic Oath. Doctors promise to be honest with patients, protect and preserve life, and keep patient information private.

Things to Do if You Visit

- Visit the Acropolis in Athens. Imagine the Apostle Paul speaking only a short distance from here.
- Climb Mount Olympus, the highest mountain in the country.
- Eat some *suvlaki* (meat on a stick) and some *dolmetses* (stuffed grape leaves)
- Enjoy a morning walk along the Mediterranean Sea, and don't forget to greet those you meet with *kaliméra* (Good Day)



Greece

Color the map and label with the capital and major cities.



This flag for GREECE was first used in 1830. The nine stripes represent the nine syllables in the freedom slogan used during the war of independence from the Ottoman (Turkish) Empire. Translated in English, the slogan means “Liberty or Death.” Blue represents the sea and sky, white stands for Freedom, and the cross represents Greek Orthodox Christianity.





Hungary

Capital: Budapest

Population: 9,660,351

Area: 35,920 square miles, a kidney-shaped country slightly larger than Maine

Major Cities: Budapest, Debrecen, Miskolc, Pécs and Győr

Climate/Terrain: warm summer and cool winter / landlocked, flat with hills and mountain ranges in west and north

Language: Hungarian

Currency: Forint

Industries: mining, agriculture, construction materials, processed foods, textiles, pharmaceuticals


Natural Resources: bauxite, coal, natural gas, fertile soil, iron ore, copper, hydroelectricity

Religion: Roman Catholic, Protestant



Interesting Facts:

- The Danube River flows north to south through the center of Hungary, dividing the country in half and the capital city between Buda on the west and Pest on the east.
- In 1872 the government combined the two cities to form Budapest. One of the oldest bridges in Hungary, the Chain Bridge, links the two halves of the capital city.
- Lake Balaton is one of the largest lakes in Europe – 230 square miles.
- Although Hungarian is the national language, English and German are taught in secondary schools.



- The Pannonhalma Abbey was founded by Benedictine monks about 1,000 years ago and is considered a working monastery today. This abbey has the largest private library in Hungary with almost 300,000 books.
- Hungary is one of the largest producers of paprika, a spice made from dried red peppers. The more orange paprika is, the spicier it will be.
- Hungary is known for many inventions. Two you may be familiar with are the ballpoint pen and the helicopter.
- The national sport is water polo.
- Children's name must be chosen from a pre-approved list of names. If parents wish to use a name not on the list, they must file for approval.

The Work of the FMC in HUNGARY

Status: Mission District

Free Methodist Churches: 2

FMC Membership: 42

Origins

The Free Methodist Church was invited by the Hungarian Evangelical Fellowship (HEF) to supply public schools with English teachers. The first short-term missionary teacher went in 1990. Career missionaries arrived in Hungary in 1995.

Present Ministries

Two fellowships have been established in Hungary. Péter Tóth serves as pastor of the Budapest fellowship. Alongside church ministries, community outreach events and services include English classes, women's



programs, men's events, programs for preschoolers and a weekly recovery group. Budapest also serves as the administrative headquarters of the Free Methodist Church in Europe, where missionary Larry Winckles serves as the administrator for Europe. The Győr fellowship, led by two missionary couples, the McNamaras and Andersons, includes English-language worship services, Bible studies, a university student group, Mothers of Preschoolers (MOPS) ministry, service to the poor and ministry to orphans. Zsuzsa Meccséri-McNamara coordinates the Set Free Movement in Hungary, which includes sensitivity training, ministry to orphans, raising awareness with at-risk populations, networking with other like-minded organizations and developing a Life Skills Training Program.

Prayer Requests:

- The spiritual growth of new believers and commitment to discipleship
- Raising and training of new leaders and co-workers, both from within Hungary and from abroad
- Positive witness and trust-building in both communities (Budapest and Győr)
- Further development of the Set Free Movement in Hungary and beyond
- Open doors into new communities and populations in Hungary

Up Close – Hungary

The Country

In 1991 Hungary experienced a peaceful transition from communism to a democratic government. It has



traditionally been an agricultural nation. The farmers grow crops such as corn, potatoes, sugar beets and wheat. Their livestock includes primarily chicken and hogs, but they also have beef cattle, dairy cattle and sheep.

Nature

The forests have been cleared for farming, but woodlands survived in the mountainous regions. Trees like poplar, oak and willow are found there, and game reserves in the northern mountains are home to deer, wild boar, rabbits and foxes. Birds like eagles, falcons, herons, cranes, spoonbills and storks also live there.

The Hortobágy National Park is excellent for bird watching. A total of 310 bird species were spotted in the last 20 years. This park is also home to the great bustard, one of the world's largest birds. It stands a meter high (a little over three feet) and weighs 20 kilograms (44 pounds).

Recreation

Hungarians enjoy hiking, caving, soccer, basketball, volleyball and horseback riding. There is also some water recreation: sailing, fishing and canoeing. Chess



is a favorite game; 30,000 chess players are registered for competition. Hungary is one of six countries whose players have won in the Chess Olympics, held since 1927.

Famous Names

Franz Liszt is a famous pianist from the 19th century. He traveled all over Europe. Ferenc Molnár wrote a play called "Liliom," upon which the Broadway musical "Carousel" was based. Erno Rubik invented the Rubik's cube.

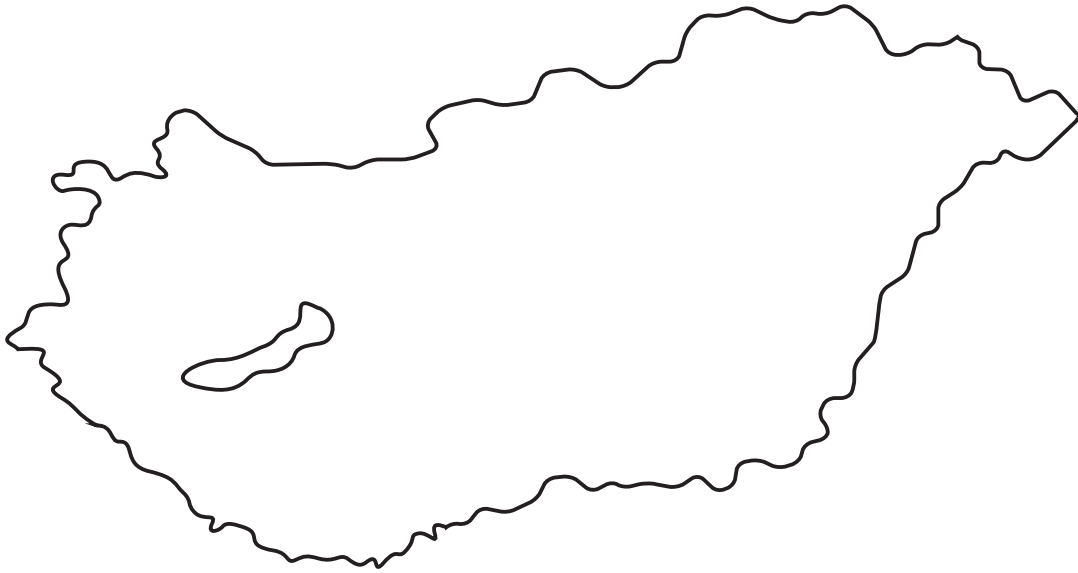
Things to Do if You Visit

- Visit the Central Market in Budapest to pick up some fresh food or souvenirs. Don't forget to check out the Aldi store on the lowest level.
- Take a cruise on the Danube River.
- Ride on the *Gyermekvasút*, a railway system in Budapest operated by children ages 10-14.
- Enjoy a warm bowl of *gulyás* (goulash) or share a *kürtőskalács* (chimney cake). Chimney cakes are a sweet pull-apart bread baked outside over charcoal.



Hungary

Color the map and label with the capital and major cities.



The colors of HUNGARY'S flag have been the national colors since the 17th century (or the 1600s). This version of the flag dates back to 1848. Note Hungary has borrowed the three-band design from the French flag.



Portugal

Capital: Lisbon

Population: 10,196,709

Area: 35,516 square miles, about the size of Indiana

Major Cities: Amadora, Braga, Lisbon, Maderia, Porto

Climate/Terrain: hot, dry summers and short, mild winters, considered subtropical climate / one-quarter of the country is covered by forests

Language: Portuguese

Currency: Euro

Industries: clothing, textiles, canned sardines, tuna, tomato concentrate, cement, paper pulp, fertilizers

Natural Resources: iron, tin, uranium, gold, limestone, granite, marble, forests

Religion: Roman Catholic (but only one-third attend church regularly)



Interesting Facts:

- Portuguese is the seventh most widely spoken language in the world.
- Portugal does not grow enough food to feed itself. Meat, corn and wheat are imported.
- A single-span rail bridge in the city of Oporto was designed by Gustave Eiffel, famous for building the Eiffel Tower in France.
- People in Portugal love to eat Codfish. They even eat Codfish for Christmas dinner.
- In Portugal, motorcyclists must wear helmets, and motorists must wear seatbelts. Like North Americans, they drive on the right side of the road.



- Lisbon has one of Europe's longest suspension bridges, the Salazar Bridge, also called the April 25th Bridge.
- Portugal has an 80-page list of illegal names – names you cannot name your baby.
- Portugal is one of the world's best surfing spots.
- The oldest bookstore in the world is in Lisbon.
- More than half of the world's cork comes from Portugal.

The Work of the FMC in PORTUGAL


Status: Mission District

Free Methodist Churches: 3

FMC Membership: 220

Origins

The first meeting of an FMC in Portugal occurred on October 3, 1999. The Queens FMC in New York, under the leadership of Pastor Jesse Carvalho, sent a missionary couple, Eduardo and Cindi Angelo, to Portugal to plant the FMC there. Portugal and Spain became an official Free Methodist mission district in 2004.



Present Ministries

There are now two churches meeting at Corroios, led by Eduardo and Cindi Angelo, and one in the center of Lisbon, led by the Angelos along with Santiago and Laysse Magalhães. The Portuguese churches regularly sponsor worship, awakening and missionary conferences that serve to build up the body of Christ. These congregations also are known for their excellent music ministry. A seminary was established to train and form church planters, pastors and cell-group leaders. The Barnabas Project has provided food and assistance to low-income families and the homeless. Cida Matos, another missionary from Brazil, has been serving since 2000, leading the cell-group network in Portugal. The work is challenging as Portugal is resistant to the gospel, evidenced by involvement in idolatry, witchcraft and magic. The FMC in Portugal is now a sending church, having sent a family to the former Portuguese colony of São Tomé and Príncipe in Africa to plant churches and develop leaders.

Prayer Requests:

- The ministerial candidates and for the strengthening of their faith and ministry

- Those resistant to the gospel or trapped in idolatry, witchcraft and magic
- New believers to have a passion for their new life in Christ
- The new church plant in the center of Lisbon
- The Souza family sent from the FMC in Portugal to São Tomé and Príncipe, in Africa, to plant churches and develop national leaders
- Cida Matos, a missionary and pastor leading the cell-group network in the country
- Santiago and Laysse Magalhães, as they assume the responsibility of the FMC in the center of Lisbon and continue pastoring the youth network in Portugal

Up Close: Portugal

The Country

Portugal is rectangle-shaped. The land area is 362 miles north to south and no more than 150 miles east to west. Portugal's fishing waters are 20 times larger than the actual land where the people live. One might see windmills in Portugal that farmers use to grind grain and bring water to the land.

Although the country does not grow enough crops to feed itself, people grow grapes, olives, oats, rice, apples, pears, oranges, peaches and tomatoes. One-quarter of the land is covered by forest, either pine trees or eucalyptus. Cork oak trees also are important to Portugal. The bark makes up 80% of the bottle stoppers used worldwide. Cork is also used for insulation, fishing floats, tiles and soundproofing. There is a law to protect the trees that says cork bark may only be stripped from a tree every 11 years.

Explorers

Portuguese explorers include Vasco da Gama, Ferdinand Magellan and Bartolomeu Dias (he rounded the Cape of Good Hope, Africa, in 1488). In 1500 Pedro Alvares Cabral's boat was pushed off course. He landed in Brazil, South America, and claimed it for Portugal. He was on his way to India.

Prince Henry the Navigator, the king's fifth son, founded a school of navigation. His team of navigators, mapmakers and astronomers improved navigational instruments, taught sailors to determine their position by the stars and designed a ship that could sail against the wind. Prince Henry planned many expeditions but never went on one himself.

Recreation

People enjoy pottery, tapestry, embroidery, making china, carving, painting, crocheting, basketry and weaving. *Azulejos* (ah-zoo-LAYshoss) are ceramic tiles used to decorate the inside and outside of buildings. The Portuguese use colorful art and patterns.

Popular sports include soccer – called *futebol* (FOO-ti-bal), gymnastics, golf, tennis, water sports, ice hockey, fishing, hiking, horseback riding and motor racing. Bullfighting is also an attraction.

Things to Do if You Visit

- Visit the oceanarium in Lisbon.
- Take a train across the 25th of April Bridge (Lisbon).
- Walk along the beautiful Cabo da Roca coastal trail.
- Hit the beach. Portugal has many miles of beautiful coast and beaches. You might even try surfing.
- Portuguese people eat a variety of seafood. See how many different kinds you can try.
- Enjoy a *pastle de nata*, a small egg custard tart.




Portugal

Color the map and label with the capital and major cities.



This version of the PORTUGAL flag was first used in 1911. The yellow sphere is a navigational instrument, a reminder of the country's seafaring tradition. The five yellow shields represent Christian victory over the Muslims (they were called the Moors). The seven yellow castles represent the marriage of King Alfonso III to Beatrice of Castile in 1252.





Romania

Capital: Bucharest

Population: 21,302,893

Area: 92,046 square miles, about two times the size of Pennsylvania

Major Cities: Brasov, Bucharest, Cluj-Napoca, Timisoara

Climate/Terrain: temperate, with cold, cloudy winters and sunny summers / the land in Romania is equally divided among mountainous, hilly and lowland areas

Language: Romanian, Hungarian and German

Currency: Leu

Industries: electric machinery and equipment, auto assembly, textiles, footwear, chemicals, petroleum refining, mining, timber

Natural Resources: petroleum, timber, natural gas, coal, iron ore, salt, hydropower

Religion: Eastern Orthodox



Interesting Facts:

- Romania has a gold museum with over 2,000 pieces of gold from around the world.
- The country holds the record for the world's longest sausage – 39 miles long.
- Romanian gymnast Nadia Comaneci was the first gymnast to score a perfect 10 in the Olympics.
- Romania is halfway between the North Pole and the equator.
- The Parliament Palace building in Bucharest is the world's second-largest building and also the heaviest building.



The Work of the FMC in ROMANIA

Status: Mission District

ORIGINS

The first contact by the Free Methodist Church was made in Arad, Romania, in the mid-1990s through Alvin Anderson, a member of the Pearce Memorial Free Methodist Church. In the late 1990s, Barbara Rose from Roberts Wesleyan College began taking ministry teams to Arad assisting Oaza (Oasis), a charity working with street children and orphans.

Through these connections, contact was established with Free Methodist World Missions. In 2005, the Emmanuel Christian Center, an independent church, entered into the affiliation process and became a Free Methodist congregation. Missionaries Scott and Paula Dunn and their family were sent to Arad in 2006. They partnered with the church in leadership development and worked with independent church planters in the region. The affiliation between Emmanuel Christian Center and the Free Methodist Church was discontinued in 2010, and by 2011 the church itself ceased to exist.

From 2013 to 2018, Spencer and Lynsey Ball served in Arad and worked with Roma children in the nearby village of Vinga. During that time, they worked with a day shelter called Vis de Copil, establishing a relationship with Philip More, the director of Vis de Copil.

Present Ministries

Vis de Copil (A Child's Dream) works with street children, youth and needy families in Arad and other marginalized communities in Romania. A Child's Dream has a day center in the center of Arad that offers a range of social services, including:

- showers and clothes-washing facilities
- hot meals
- basic literacy and numeracy education
- advice and counseling

Independently founded in 2006 by Scottish schoolteachers Kenneth and Kathryn Cloke, the center

is managed by Philip More, an independent Australian missionary. Since August 2016, he has connected regularly with missionary Gerry McNamara in Győr, Hungary. In 2019, Philip became a member and local ministerial candidate in the Győr church. There is now a memorandum of understanding between Vis de Copil and Free Methodist World Missions.

Prayer Requests

- Philip More, director of *Vis de Copil* (A Child's Dream), to find time to devote to his studies for becoming a conference ministerial candidate
- Creative ways to feed the homeless and needy in Arad
- Finances to care for the children
- Children and workers to remain healthy
- Regional Director Gerry McNamara as he seeks to make contacts for future ministries in Romania and Moldova
- Open doors for the gospel

Up Close: Romania

People

Romania has been the home to many inventors. For example, **Henri Marie Coanda** invented the jet engine, and **Theodor Ionescu** created 3-D movies.

Richard Wurmbbrand, whose given name was Nicolai Ionescu, was a Romanian evangelical Christian. When he spoke out, saying Christianity and communism were incompatible, he was imprisoned and tortured for his beliefs. After spending 14 years in prison, he was ransomed for \$10,000. He then spent the rest of his life helping Christians who were persecuted for their faith in Jesus, which included founding the organization Voice of the Martyrs.

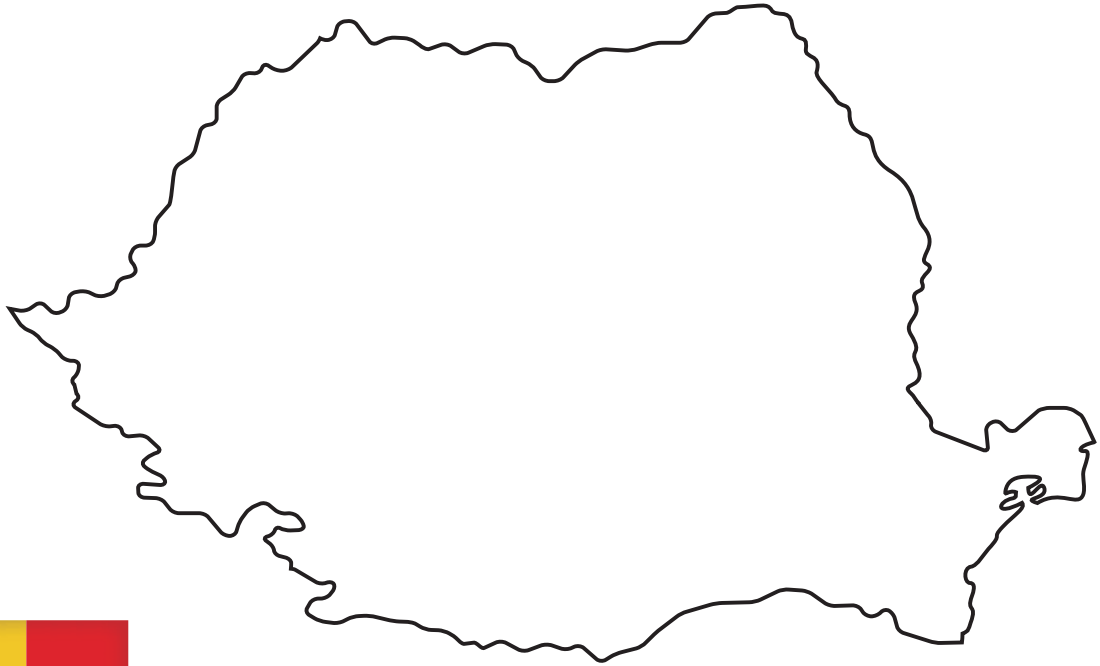
Note: Teachers may wish to obtain a copy of the *"Torchlighters Heroes of the Faith"* DVD about the life of William Wurmbbrand: torchlighters.org/heroes.

Things to Do if You Visit

- Visit the beautiful and unusual Bigar Waterfall.
- Explore one of the many castles, including one in Transylvania.
- Have some fun at Salina Turda, a massive underground salt mine turned into a sci-fi theme park.
- Eat a *papanasi* – a dessert made with cottage cheese rolled into a donut shape and filled with sweet cream, then topped with berry or cherry jam.

Romania

Color the map and label with the capital and major cities.



This version of the ROMANIAN flag was first used in 1848. It consists of three vertical stripes. The blue is closest to the flagpole. Blue symbolizes liberty. The yellow in the center stands for justice, and the red represents the fraternity (kinship) of the nation.

--	--	--



Russia

Capital: Moscow

Population: 141,722,205

Area: 6,592,772 square miles, 1.8 times the size of the United States

Major Cities: Moscow, Novosibirsk, Saint Petersburg, Yekaterinburg

Climate/Terrain: brief warm, dry summers with frigid winters (temperatures sometimes -30 Celsius) with heavy snowfall / steppes (rolling treeless plains) in the south to subarctic tundra in Siberia and tundra (sprawling pine forests) in the polar north

Language: Russian, Tartar, Chechen

Currency: Ruble

Industries: mining and extraction industries, machine building, defense industries, shipbuilding, road and rail transportation equipment, communications equipment, agricultural machinery



Natural Resources: oil, natural gas, coal, minerals, timber and rare earth elements

Religion: Russian Orthodox (15-20%), Muslim (1-15%), Christian (2%), while many don't believe in anything

Interesting Facts

- Family is very important to Russians. Grandparents, parents and children usually all live in the same house.
- Lake Baikal has more water than any other lake on Earth. It contains about 20% of the world's unfrozen freshwater.

- Russia launched the first satellite, the Sputnik, in 1957.
- The Trans-Siberian Railway is 5,700 miles long and spans almost across the country. It is the longest railway in the world.
- Russia is the home of the largest McDonald's restaurant in the world. It can seat 700 people.
- The most popular sports in Russia are futbol (soccer), ice hockey and basketball.

The Work of the FMC in RUSSIA

Status: Mission District

Present Ministries

After 70 years of communism in Russia, families crumbled with no faith in God. The godless nation has demoralized itself. The elderly are forced to beg for money, as pensions are not enough to survive. Russian streets continue to be filled with homeless children, while orphanages in Saint Petersburg are underfunded and overflowing with orphans. Many Russian orphans are social orphans. At least one of their parents is alive but unfit, unable or unwilling to be responsible for their child. This problem is a result of several factors:

- After the collapse of the former Soviet Union, many families found it financially difficult to support a child.
- Extreme drugs, alcoholism, and physical or emotional abuse affect the family and the children.
- A child might be removed or leave independently.
- With many orphanages overcrowded, lacking funds and staff, children don't receive the attention and nurturing needed to develop a healthy lifestyle.

Impact Europe has partnered with international missionaries Michael and Tanya Mendakoff who have worked with orphans in Russia since 2003. A team of people in Russia are working together to disciple young Christians with the goal to plant a Free Methodist church in the near future.

Prayer Requests:

- Ongoing ministry to orphans
- Plans for the first Free Methodist church plant
- The gospel's power to reach the hearts of Russian people



Up Close – Russia

Country

The world's largest country, Russia is bordered by 14 other countries and has 11 time zones. The country is transcontinental since it is located in Eastern Europe and Northern Asia. It also is very close to North America. The distance between Alaska and Russia is just 51 miles across the Bering Strait.

Nature

Forests cover approximately one-half of Russia. Only 14% of the land is suitable for agricultural purposes. The country boasts 40 national parks and 100 wildlife reserves.

The harsh climate means wildlife is limited, but you will find large mammals like reindeer (caribou) in the tundra. You also can find arctic foxes and polar bears. In the arctic waters, you can see whales and seals. The famous Siberian tiger, the largest cat in the world, can be found in Russia. Other wildlife that can be spotted include snow leopards, pikas (a rabbit-like mammal), brown bears, Asian black bears, wild boar and various antelope species.

There are over 100,000 rivers in Russia, including the Volga, which flows through Central and Southern Russia and empties into the Caspian Sea. The Caspian Sea is the world's largest inland body of water.

Things to Do if You Visit

- Enjoy the unique and beautiful architecture of Russia.
- Visit the Hermitage Museum in St. Petersburg, home to one of the world's largest fine-art collections.
- Attend a Russian ballet.
- Try some *borscht*, beet-root soup.

Russia

Color the map and label with the capital and major cities.



The Russian flag is composed of three horizontal stripes – white on the top, blue in the middle and red on the bottom.





Spain

Capital: Madrid

Population: 50,015,792

Area: 313,469 square miles, slightly more than twice the size of Oregon

Major Cities: Barcelona, Madrid, Seville, Valencia

Climate/Terrain: temperate; clear, hot summers and cloudy, cold winters in the interior, more moderate and cloudy in summer with partly cloudy and cool winters along the coast / sandy beaches; flat plains; high, rocky cliffs

Language: Spanish with several regional official languages – Catalan, Galician-Basque

Currency: Euro

Industries: automobiles, machinery, food products, consumer goods, tourism

Natural Resources: coal, iron ore, copper, lead, zinc, pyrites, gypsum, hydropower, land

Religion: Roman Catholic



Interesting Facts:

- Spain and Portugal form a peninsula surrounded by the Atlantic Ocean, the Bay of Biscay and the Mediterranean Sea.
- Spain was once many different countries, and parts of Spain still have their own languages and traditions.
- Most of the Canary Islands, a dependency of Spain, are old volcanoes. The black sand is old lava. Canary birds live in the wild on the Canary Islands.
- Spain's stores close at the hottest part of the day, between 2 and 4:30 p.m. (people take a nap), and then open again until 8 p.m.



- Spain exports oranges from Valencia.
- It is a tradition in Spain to eat 12 grapes to welcome the new year, one for each strike of the clock. This is believed to bring good luck.
- The Spanish national anthem has no words.
- A total of 43% of the world's olive oil is produced in Spain.

The Work of the FMC in SPAIN

Status: Mission District

Free Methodist Churches: 7

FMC Membership: 205

Origins

The vision for work in Spain started with Eduardo and Cindi Angelo. In their work in Portugal, they met a seminary-trained couple from northern Spain who had a burden for the Spanish people. In May 2004, the couple moved to Madrid, Spain, to begin church-planting work. Missionaries Josh and Susy Fajardo arrived in the summer of 2005.

The Fajardos began a church plant in Rivas-Vaciamadrid, a suburb of the capital, Madrid, in September 2006. On December 4, 2008, the FMC in Spain was legally registered as “La Iglesia Evangelica Metodista Libre,” and in May 2009 it was accepted by the Federation of Evangelical Churches of Spain, the only religious institution recognized by the Spanish government.

An independent church in Lanzarote, Canary Islands (a dependency of Spain), learned about the FMC through a family member who had become a FM pastor in Northern Ireland. Following an affiliation process, the Iglesia Emanuel formally affiliated with the FMC in January 2007. In December 2009, Olive Branch



Christian Fellowship, Mazarrón, made up mainly of British expatriates, joined the FMC.

Present Ministries

The FMC in Spain is implementing Community Church Planting (CCP) principles. To this end, the John Wesley Bible Institute has been established in Madrid to help train and equip pastors, church planters and lay leaders. Pastor Vito and Mari Suárez lead the Lanzarote congregation, which has a dynamic outreach to youth and children. Two other congregations have been established in the Canary Islands. In Rivas, the FMC operates the Mosaic Cultural Centre, helping immigrants and Spaniards by providing English- and Spanish-language classes, cultural integration assistance, workshops, and individual and family counseling. The Olive Branch Christian Fellowship serves a large community of British citizens who have retired or relocated to the area. A church plant in Barcelona is led by Pastor Cedeño, who formerly served the church in Venezuela. As of September, the Comunidad Evangélica Koinonía from the city of Pontevedra (Galicia) has become part of the Free Methodist family.

Pray for:

- Comunidad Cristiana Luz y Vida – Pastor Ángel Gargoles will be retiring in January; pray for this transition and a suitable pastor
- Community outreach efforts in the Canary Islands
- The Olive Branch Christian Fellowship as they minister and reach their retiree community and partner with local Spanish churches
- The launching of Impact Europe L:10: E, an initiative to help fund and train national leaders
- Necessary resourcing, including finances, materials and personnel for the Mosaic Cultural Centre and John Wesley Bible Institute

Up Close: Spain

The Land

The Pyrenees (PEER-uh-nee-z) Mountains cover 260 miles along the border between Spain and France. Five national parks protect bears, wolves, wildcats, wild boars and tarantulas. You'll also find macaws, fox, lynx, snakes, rabbits and lizards.

"*Frutas y Verduras*" is Spanish for "fruits and vegetables." Spain grows almonds, apples, apricots, grapes, lemons, oranges, olives, peaches, pears, wheat and barley. Farmers also raise sheep, goats and pigs.

Education

From ages 6 to 16, students attend school. Their secondary school ends with a countrywide exam. Students must pass to receive their diplomas. University or higher education is optional, but students must take an entrance exam.

Culture

The Running of the Bulls takes place from July 6 to 14. The city of Pamplona celebrates the beginning of bullfighting season. Bulls are released in the streets guided by barriers. Men show their courage and speed by running ahead of the bulls to the bull ring.



Things to Do if You Visit

- Watch a futbol (soccer) game.
- Visit at least one of the Canary Islands.
- Enjoy *tapas* throughout your day. Tapas are appetizers or snacks eaten throughout the day.
- Eat *tortilla española*, the most common food in Spain. This is an omelet made of potatoes, eggs, onions, salt and pepper.



Spain

Color the map and label with the capital and major cities.



The colors on the SPAIN flag represent the oldest of several Spanish kingdoms: Leon, Castile, Aragon and Navarre.





Ukraine

Capital: Kiev

Population: 43,922,939

Area: 233,100 square miles, slightly smaller than Texas

Major Cities: Donetsk, Dnipro, Kharkiv, Kyiv

Climate/Terrain: continental climate with four distinct seasons / fertile plains and plateaus, mountains in the west

Language: Ukrainian, Russian

Currency: Ukrainian Hryvnia

Industries: agriculture, space technology, military equipment, tractors, airplane engines

Natural Resources: iron ore, coal, manganese, natural gas, oil, salt, timber

Religion: Ukrainian Orthodox, Ukrainian Catholic



Interesting Facts:

- Ukraine means “borderland.”
- The bandura is the national instrument. It can have as many as 45 strings on the instrument.
- Pysanky eggs are a famous tradition in Ukraine. These painted eggs are given as gifts and displayed in homes.
- Ukraine is the geographical center of Europe.
- In all, 95% of adults can read. This is the world’s fourth-highest literacy rate.



- McDonald's in Kyiv is one of the busiest in the world.
- At one time, called the "Breadbasket of Russia," Ukrainian farmers grow grain, sugar beets, potatoes, vegetables and sunflowers.

The Work of the FMC in UKRAINE

Status: Mission District

Free Methodist Churches: 1

FMC Membership: 19

Origins

The Wenatchee, WA, Free Methodist Church began sending doctors and dentists to Rivne in the early 1990s through Ukraine medical teams. These groups served as the medical staff during children's camps at a large, state-operated facility. All children attend one of these camps at least once during childhood. The city government then requested that the Free Methodist Church begin long-term work in Rivne.

Present Ministries

The FM Church officially registered in Ukraine as "Mayak Nadii," which means "Beacon of Hope." This registration gives the mission teams the freedom to carry out a multitude of religious activities anywhere in Ukraine. The church in Rivne is based on simple, easily reproducible concepts. The strategy is to develop new relationships and disciple new believers under the Holy Spirit's guidance. One unique ministry seeing success is the Lighthouse of Hope Rehab Center. Over 40 men have completed the six-month residential program, gaining victory over their addictions or



posttraumatic stress disorder and learning about God's goodness, grace and power. Valera Pedchenko serves as the center's leader and also is a chaplain with the Ukrainian military. A dedicated lay couple, Misha and Lena Petrochenko, currently lead the work in Ukraine.

Prayer Requests:

- Spiritual receptiveness to beginning new churches in new communities
- Wisdom, spiritual growth and daily faith for the Petrochenkos, who have committed their lives to be servants of Jesus Christ and who often face significant hardship
- Cessation of the hostilities in Eastern Ukraine and protection for the ministry team
- The work of addiction recovery at Lighthouse of Hope Rehab Center, for those in recovery to know the power of Christ in their lives
- The planned extension work to the rehab center

Up Close: Ukraine

Disaster

In April 1986, the No. 4 reactor at the Chernobyl nuclear power station exploded. Nine tons of radioactive dust went into the atmosphere, contaminating much of northwestern Europe and forcing 135,000 people to evacuate. Much of the land is still unusable for agriculture. The effects of this disaster are still being felt, as people become ill from radiation exposure.

People to Know

Ivan Franko wrote children's stories, poetry and drama. **Taras Shevchenko**, born in 1814, was a poet, painter and engraver. He wrote *Kobzar* (The Bard). He is considered a national hero. Many villages have statues of him. There also is a monument to him in Washington, D.C.

Mykola Leontovych wrote "Carol of the Bells," a song you might hear at Christmastime.

Language

Ukrainian, the official language, is a Slavic language. Written Ukrainian uses a Cyrillic (Greek) alphabet with 33 letters. Most Ukrainians also understand Russian. The two languages, Russian and Ukrainian, share more than half of their vocabularies.

School

Eleven years of school are mandatory in Ukraine. In many places, all 11 grades are in the same building. On the first day of school, everyone takes a flower to their teacher. The literacy rate (those over age 15 who can read and write) in Ukraine is 95-98%.

Wildlife

Animals you might find in Ukraine include wolf, fox, wild boar, deer, badger, hare, red squirrel, hedgehog, gopher, muskrat, otter, coypu, wildcat and beaver. There are over 350 species of birds, including eagles, swallows, bluebirds, magpies and cuckoo-birds.

Things to Do if You Visit

- Visit a sunflower field.
- Go to a local outdoor market and buy a set of the famous nesting dolls.
- Take a walk through the Hryshko National Botanical Garden.
- Try a *pierogi*. *Pierogies* are dumplings made from unleavened dough. They are filled with a sweet or savory filling, cooked in boiling water, and then often fried before being served.



Ukraine

Color the map and label with the capital and major cities.



This flag of UKRAINE consists of two horizontal stripes of equal width. The colors blue and yellow represent the colors of the sky, mountains, streams and golden fields. This flag was adopted in 1992.





United Kingdom

Capital: London (Great Britain);
Belfast (Northern Ireland)

Population: 65,761,117

Area: 94,249 square miles, slightly smaller than Oregon

Major Cities: Belfast, Birmingham, Cardiff, Edinburgh, London

Climate/Terrain: temperate climate, influenced by North Atlantic Drift and southwesterly winds, rain year-round / moors, mountains, meadows and marshes

Language: English

Currency: British Pound

Industries: electronics, plastics, pharmaceuticals, pottery, glass, books, aircraft, space satellites, machinery, cars



Natural Resources: oil, coal, gas, tin, limestone, iron, salt

Religion: Christian (Anglican, Roman Catholic)

Interesting Facts:

- The United Kingdom is very crowded compared to other European countries, about 612 people per square mile.



- The United Kingdom comprises four constituents – Great Britain, Northern Ireland, Scotland and Wales.
- The modern postage stamp was invented in Great Britain around 1840. Great Britain is the only country that does not indicate its name on its stamps.
- The UK had the world's first underground railway.
- At Carnfunnock Country Park, Antrim, Northern Ireland, you'll find a maze in the shape of the country.
- No part of Great Britain is more than 68 miles from the sea.

The Work of the FMC in the UNITED KINGDOM

Status: Annual Conference

Free Methodist Churches: 35

FMC Membership: 3,046

Origins

The Holiness Movement merged with the Free Methodist Church in Canada. The Canadian Executive Board requested Free Methodist leaders take supervision of the work in Ireland that came from the merger. In 1959, the board of administration designated Northern Ireland as a church extension district. The Rev. and Mrs. Carl Anderson were appointed as pastors/superintendents for North Ireland.

In 1968 the Rev. Victor Trinder became superintendent of the United Kingdom. The work in England began in 1971 and was founded by the Rev. Frank Mitchell, the Rev. Ron Taylor and the Rev. Barrie



Walton. Sixteen churches had been organized by 1980, and Great Britain and Northern Ireland became two distinct conferences in 1986.

Present Ministries

A national leadership team oversees the Great Britain Conference and the Northern Ireland Mission District: the Rev. Michael Bretton, the Rev. Andrew Gardner and the Rev. John Townley. The FMC in the United Kingdom is active in missions ministry and has sent several VISA teams. Sheila Etherington, who served in Rwanda, was the first FM missionary sent from the United Kingdom-Great Britain Conference.

Prayer Requests:

- The advancement of the national vision to see more than 100 churches by 2034
- Wisdom as they reshape and redefine oversight of the work in the U.K. to encourage the growth and development of the church more effectively
- Strengthening of global partnerships with the wider Free Methodist Church

- The development of fruitful leadership pathways that will strengthen the church's local, national and global influence for the advance of God's kingdom

Up Close: United Kingdom

Famous Places

- St. Paul's Cathedral has the heaviest bell in Britain.
- The Houses of Parliament is where you'll see the clock named Big Ben.
- The Tower of London, where the British Crown Jewels are kept today, was once a prison for traitors.
- Buckingham Palace is the home of the Royal Family.
- Westminster Abbey is approximately 1,000 years old and is where the kings and queens are crowned.
- Stonehenge is a mysterious circle of huge stones. Archeologists estimate this is about 5,000 years old but have no idea what the purpose was.
- Underground caves at Marble Arch Caves, Fermanagh, Northern Ireland, have interesting stalagmites and stalactites.
- The Giant's Causeway, along the coast near Ballycastle, Northern Ireland, is made up of thousands of rock columns of hardened lava. The columns look like steppingstones. Natives like to tell stories that the columns were built by feuding giants.

Science and Technology

- 1687 - **Issac Newton** formed the laws of gravity and planetary motion.
- 1712 - **Dudley Castle Newcomen** built the first successful steam engine.
- 1876 - **Alexander Graham Bell** invented the telephone.
- 1928 - **Alexander Fleming** accidentally discovered the first antibiotic, penicillin.

Recreation

Cricket, soccer, rugby, tennis, squash, table tennis, badminton and canoeing were invented in Great Britain. The Wimbledon tennis championships are held in June.

Famous People

Characters you may recognize from UK stories: **Robin Hood, Sherlock Holmes, James Bond, Peter Rabbit** and **Winnie the Pooh**.

Literature: **William Shakespeare** (1564-1616) wrote 36 plays. **Beatrix Potter** (1866-1943) wrote and illustrated *The Tales of Peter Rabbit*; **Charles Dickens** (1812-1870) wrote *David Copperfield* and *A Christmas Carol*.

People of significant Christian influence include: **William Booth, John Bunyon, George Muller, William Tyndale** and **John Wesley**. (Note: Teachers may wish to obtain a copy of the "Torchlighters Heroes of Faith" DVDs about the lives of John, Bunyon, George Muller, William Tyndale and John Wesley. Find them at torchlighters.org/heroes.)

Things to Do if You Visit

- Ride on the London Eye.
- Walk across the Tower Bridge.
- Watch the changing of the guards at Buckingham Palace.
- Stop for an afternoon treat and have tea and scones with clotted cream.


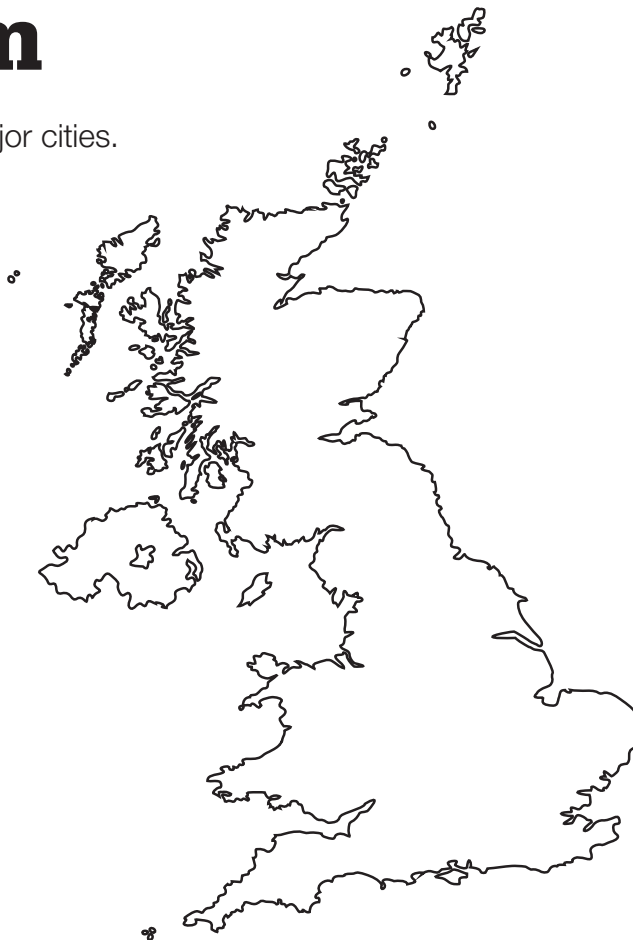


United Kingdom

Color the map and label with the capital and major cities.



The union flag of the UNITED KINGDOM is a combination of the crosses of St. George (England), St. Andrew (Scotland) and St. Patrick (Ireland). This flag has been used since 1801.





Missionary Information

As long as there are people with no access to the gospel, we must continue to send those who would proclaim Christ to the nations. North American-supported missionaries serve in every corner of the globe – from high mountains to small islands, from wilderness to the megacities.

But the face of missions is changing. It is no longer the west to the rest. New partnerships are developing. Free Methodists from other countries are serving cross-culturally and partnering with our North American missionary team to bring the gospel to new places and people groups. Free Methodists affiliated with other organizations are partnering with our team. Together we are stronger and more fruitful.





Chadwick & Sarah Anderson

Hungary-VISA

Chadwick and Sarah Anderson serve as missionaries to Győr, Hungary. They are partnered with the FMC in Hungary through the ministry of Word and worship; leadership development; hospitality to the community; and outreach at the local orphanage in Győr. Chadwick is an elder in the Free Methodist Church. He and Sarah previously served 13 years at Moundford FMC in Decatur, IL.

Children: Addison, Sophie, Ruby, Phoebe

Pray for:

- identifying, developing and empowering Hungarians and internationals for kingdom service and leadership
- their children, family and friends as the distance from each other can be difficult
- the local church in Győr as Chadwick is appointed lead pastor, to grow faithfully as a community into the new leadership God is preparing
- the empowerment and guidance of the Holy Spirit as the unknown and unseen become revealed
- open hearts and homes as the Andersons continue to learn the Hungarian culture and serve/share the love of Jesus



Eduardo & Cindi Angelo

Portugal-International Missionaries

Cindi and Eduardo Angelo have planted and pastored churches near Lisbon since 1999. They focus on planting pioneer churches, reaching the lost, and then training and releasing new Christians to be leaders of small groups and future churches. They were instrumental in beginning the FMC in Madrid and working on the affiliation process for the church in Lanzarote (Canary Islands). They also started the FMC in Guinea Bissau, in West Africa, with the native Rito Mande in 2000. The FMC in Portugal is now a sending church, having sent a family to plant churches and develop leaders in the former Portuguese colony of São Tomé and Príncipe in Africa.

Pray for:

- new believers as they leave their old lifestyles and learn to follow Jesus and serve the church
- the Angelos as they develop their budget and build partnerships
- the pastoral ministry in Portugal as they nurture leaders and seek to establish new FM church plants
- more partnerships for the Portugal ministries and beyond



Eric & Amy Casteel

Belgium-Affiliate Missionary/LEAP International

Eric and Amy Casteel, both elders in the East Michigan Conference, are FMWM affiliate missionaries. Ministering through LEAP International, Eric serves as the pastoral worker of the International Church of Evangelicals in Leuven, and Amy is working on a PhD at the University of Leuven. Eric has been seconded to FMWM for 25% of his time, serving as the Belgium country leader, mentoring and equipping the national pastors and leaders.

Pray for:

- the raising of leaders in local churches as well as visionary leaders for new initiatives
- growth of local churches
- unity among Free Methodist churches as well as among other churches in Belgium
- partnership with European training institutions and seminaries
- affordable facilities for our churches to meet and worship in
- creative ways to connect with the community



Josh & Susy Fajardo

Europe Area Director

Josh Fajardo serves as the Europe area director. Based in Rivas Vaciamadrid, a suburb of Madrid, the Fajardos also oversee a nongovernmental organization (NGO) that encompasses a cultural center, an afterschool program and compassion ministries. In addition, Josh gives leadership to Impact Europe L:10: E (Luke 10 for Europe), a community church-planting initiative for the continent.

Pray for:

- the Holy Spirit's protection and guidance for the Fajardo's ministry in Europe
- Josh's leadership with missionaries and European nationals
- wisdom as Susy teaches adult Sunday school and leads the Mosaic Cultural Centre
- the Impact Europe L:10: E team, as they launch into new communities



Chance & Dee Dee Galloway

Bulgaria-Associates

The Galloways currently reside in Kyustendil, Bulgaria. Their main ministry objective is to encourage and empower, teach, and train national leaders. They continue to work with church-planting initiatives throughout Bulgaria, North Macedonia and Serbia, with 35 churches planted since 2015. Other involvement includes agricultural projects to teach farming techniques and provide food to the poor and elderly, as well as strong leadership in establishing the St. John's Home, a safe house for girls at risk for human trafficking. Loving God, loving others and making disciples is the primary mission of their ministry.

Children: Mitch, Catherine, Jessie, Alan

Pray for:

- continued growth, unity, and for the new and existing pastors
- the agricultural project
- the safe house



Phil & Debra Gilmore

Spain-VISA

Phil and Debra Gilmore will begin their service in Spain in early 2020. He will help develop a school of world missions and evangelism to provide training for those wanting to serve as missionaries in Europe, North Africa and the Middle East. Debra will help provide leadership at the Mosaic Cultural Centre, aiming to create opportunities for evangelism by providing desired community services.

Pray for:

- quick adjustment to the Spanish living context
- contacts with Spaniards open to the gospel
- wisdom and discernment as they seek to lead and train other leaders



José & Ada Hernández

Spain-Voyagers

José and Ada Hernández serve in Spain and the Southern Europe Region. Ada serves as administrator of the Mosaic Cultural Centre and associate pastor at the Comunidad Cristiana Luz y Vida in Rivas Vaciamadrid, Madrid. José is president of the Seminario Teológico de España Juan Wesley and executive director for the Experience Spain Study Abroad Program. Furthermore, he is the short-term missionary and volunteer coordinator for the Free Methodist Church in Southern Europe. José and Ada also are the founders and administrators of the Ada Michelle Hernández Missionary House in Arganda del Rey, Madrid.

Pray for:

- healthy development of national leaders in Spain
- volunteers who come to serve short-term periods in Southern Europe
- the work of the Seminario Teológico de España Juan Wesley
- the development of the cultural center in Madrid
- physical strength and stamina as they respond to the many needs in Spain and Europe
- financial resources needed to continue serving



Erin Kingsley

Hungary-Associate

Erin Kingsley graduated from Spring Arbor University with a bachelor's degree in visual arts education. In 2018 she received a Master of Fine Arts from Eastern Michigan University. Part of Erin's educational training included student teaching at Morrison Christian Academy in Taichung, Taiwan. In September 2020, she will begin serving alongside Larry and Katie Winckles in Budapest, Hungary. Her focus will be to help establish and lead children's programming. Other opportunities may include teaching English, conducting art therapy in the community, working at a local orphanage and connecting with Set Free work in Hungary.

Pray for:

- God to guide Erin through the stressful time of partnership building
- travel plans, housing arrangements and other details that need to fall into place
- God's wisdom in using her talents in areas where there can be significant kingdom impact



Michael & Maria Long

Greece-Extended Term

Michael and Maria Long are heavily involved with refugee crisis ministry. The FM Church of Thessaloniki is multicultural and multilingual, having Muslims visit on Sundays since Easter 2016. Currently, there are separate meetings for Arabic and Farsi speakers. The Greek FM nongovernmental organization (NGO) Anagenesis helps meet the needs of those suffering from the ongoing economic crisis. Ministries include Jason's Place Christian Hostel providing hospitality services.

Pray for:

- The evangelization of immigrants and discipleship of baptized Muslim Background Believers
- the growing team of volunteer staff and the new missionary partnerships
- ministers called to reach Muslims in Europe
- completion of Michael's doctoral research at Thessaloniki University Department of Theology



Gerry & Kati McNamara

Hungary-International Missionaries

An Irish missionary, Gerry McNamara serves as regional director of Central and Eastern Europe for FMWM. He also leads the supervision of the ministerial education and guidance process across Europe. Kati is involved in full-time ministry in Győr, where she reaches out to orphans and the needy for Christ. They both serve through teaching, leadership and hospitality.

Children: Csilla, Zsuzsa, Katica

Pray for:

- good health for the entire family
- many people to come to know Christ as Savior
- effective witnessing to all who Gerry and Kati come into contact with
- travel safety
- the continued growth of the Hungarian FMC



Al & Diane Mellinger

Bulgaria-Extended Term

The Mellingers serve as missionaries in the Balkans. They are part of Team Balkans, which includes the Light and Life FMC in Bulgaria (Legal Church), the Anagenesis Foundation (NGO or nongovernmental organization), International Fellowship of St. John (NGO), and New Start LLC (a company of creative livelihood groups and micro-enterprise businesses). The missionary team is developing a holistic approach to ministry that includes the spiritual, educational, economic and social programs working together to serve people. The work is currently in Bulgaria, North Macedonia and Serbia, with contacts in Romania and Albania.

Pray for:

- St. John's Home for at-risk girls (anti-trafficking safe house)
- expanding work in North Macedonia and Serbia
- expansion of the livelihood groups to create a livelihood group at each church
- safety in travel as the Mellingers teach and meet people around the country



Michael & Tanya Mendakoff

Russia-International Missionaries

Michael and Tanya Mendakoff have served the orphans, disabled and elderly in Russia since 2003. They and their two children live among the people, transforming the lives of their community. The Mendakoffs serve with local Christians to spread the gospel and provide necessities to Russia's needy. Together with a team of Christians, they are working to disciple young Christians. Their goal is to plant a Free Methodist church in the coming year.

Children: Liana, Erik

Pray for:

- transformation in the community and the hearts of the local people
- protection, provision, health and unity for their family
- growth in community involvement in the various projects within the orphanages
- unity and God's leading for the start of the FMC in Russia



Camilo & Magaly Mora

Spain-VISA

Camilo and Magaly Mora are appointed to Europe and moved to Madrid, Spain, in September 2019. They are part of the training center helping to implement the Community Church Planting strategy through the Impact Europe L:10: E Network, where national leaders are developed to reach others. Camilo also serves as the Southern Europe regional director.

Pray for:

- the spiritual growth of the newborn Christians at the Bible study group they started in Madrid
- God to use them to bring love and encouragement as they visit churches in the south of Europe
- the Holy Spirit's guidance in planting new community churches around them, finding strategic opportunities to bring people to know Him
- protection and guidance for their family living in New Jersey



Mitch & Lynn Sue Pierce

Europe-U.S. Based Partner/Pastoral Care

After serving as regional director in Europe for six years, in July 2019 Mitch and Lynn Sue Pierce transitioned to serving as pastor to missionaries and ministry leaders in Europe. Their primary task is developing relationships for soul care by listening to, reflecting with, and praying for the missionaries and leaders. They plan two annual trips to Europe and are available via email and phone. The Pierces are excited about this new role and anticipate it will be a smooth transition since they already know and have a relationship with many on Team Europe.

Pray for:

- intentional relationship building for soul care
- insight to develop ways to support Team Europe most effectively
- Lynn Sue and the multitude of details in planning their visits
- ministry partners to pray, give and support the mission of Team Europe



David & Jill Sweet

Bulgaria-Associates

David and Jill Sweet currently live in Kyustendil, Bulgaria. They arrived in Bulgaria in summer 2017 and assist with church planting, pastors' training and hosting short-term mission teams from around the world. They also help with the St. John's Home, a safe home for girls. David engages church members of all ages in recreational activities, and Jill provides accounting assistance to the foundation that supports the church-planting projects, Bible school and St. John's Home. They also work with Team Balkans on regional events such as camps. In 2019 the Sweets adopted twins Elijah and Matthias out of the Bulgarian foster-care system.

Children: Elijah, Matthias

Pray for:

- David as he pursues FM ordination as a conference ministerial candidate
- the Sweets as they adapt to life as a family of four; adjustment for the boys; and balancing ministry and family responsibilities
- church-plant pastors in Bulgaria, Serbia and Macedonia
- the St. John's Home planned to open in 2020, especially for the girls who will live there



Larry & Katie Winckles

Hungary-Extended Term

Larry Winckles serves as the Europe area administrator, working closely with Europe Area Director Josh Fajardo. In this role, he helps resource and equip the developing FM ministries on continental Europe. Larry also serves as president of the Hungarian Bread of Life Foundation and the Budapest mission team leader. Katie serves on the leadership team of the Budapest fellowship, facilitates women's ministry programs, oversees a weekly English class offered free to the community, and has a ministry of hospitality.

Pray for:

- discernment in helping the Hungarian leaders set the future direction of the Budapest and Győr ministries and the Set Free Movement network
- leaders to be raised for the Győr and Budapest fellowships
- growth and spiritual health of the church fellowships
- new doors to open in Budapest and Győr for outreach and making disciples
- wisdom in balancing between local, national and Europe-wide concerns
- the ability to maintain close connections with their grown children, grandchildren and extended family
- increase of the support base for the Winckles MSA and the Hungary CPD



Josh and Susy are both pastors' kids; they both have the same first language (and it isn't English), and they both have a desire to serve God.

As a kid in Rochester, NY, Josh Fajardo (FA-har-dough) thought about serving God as a missionary pilot, but God had other plans for Josh's life. His family moved to the U.S. from the Dominican Republic in February 1967. Josh's father began his first church plant in Bronx, New York.

When Josh went to college, he chose a career in architecture. Even Josh's career as an architect was part of God's plan. Through earning his degree at Tampa Technical School, Josh learned each building has a purpose, and he came to understand each church ministry should also have a purpose.

What should the "blueprint" for ministry look like? What will be necessary for a strong foundation? Josh desires a strong design that will fulfill its purpose in Christ.

As a teen, Susy was on the receiving end of VISA teams that would travel to the Dominican Republic. Her family moved to Florida, but Susy finished her high school education in Santiago, Dominican Republic. She then moved to Greenville, IL, to earn biology and Spanish degrees, graduating in 1985.

After graduation, what started as a summer job with an airline turned into a 19-year stay. Before beginning

missionary service, Susy's last role with the airline was serving as a corporate trainer and sales and service manager.

Josh and Susy met in the summer of 1986 and were married in 1988. They both had a variety of roles within their local church. Josh eventually served as assistant pastor at Tampa Spanish FMC.

In February 2004, Josh led an evangelistic outreach mission team to Peru. He saw many children and adults make decisions for Christ. Josh says, "Being used by God was a life-changing experience for me and the team. Seeing people being healed instantly was something you hear about but never get to see firsthand. This mission trip confirmed my call to missions."

The Fajardo family arrived in Spain in 2005. They have learned this is a country of absentee Christians and a nation in need of spiritual witness. Josh and Susy used various activities and avenues, including small-group ministries, to start a new church in a suburb of Madrid, Rivas-Vaciamadrid. In 2019, Josh became area director for Europe, working with a team of people to help strengthen and support Free Methodist churches and church planting throughout Europe. They still reside in Spain.

Josh and Susy continue to desire to be messengers of God's love.



Michael's story begins in Winona Lake, IN. During his senior year in high school, Michael was in a car accident just four weeks before graduation and broke his neck. This near-death experience caused him to renew his commitment to living 100% for God. Michael attended Grace College in Winona Lake and earned a degree in counseling.

He decided spending one summer on a missions trip could be a valuable experience. The signs – prayer, Greek language classes and a Greek American evangelist – all pointed to Greece. Michael worked at a Bible institute in Athens that summer.

Maria, who grew up in Greece, worked as a practical nurse for two years in her homeland. She says this experience brought her close to people. She loved telling patients about God. "It was encouraging for me to see persons thirsting for God. Working so close to patients made me understand how people have spiritual needs beyond just their physical needs," she says.

Later, Michael served under VISA Ministries for five years in Greece. His tasks included everything from maintenance to producing and distributing literature to leading youth groups and coordinating drama ministries.

After attending several missions conferences

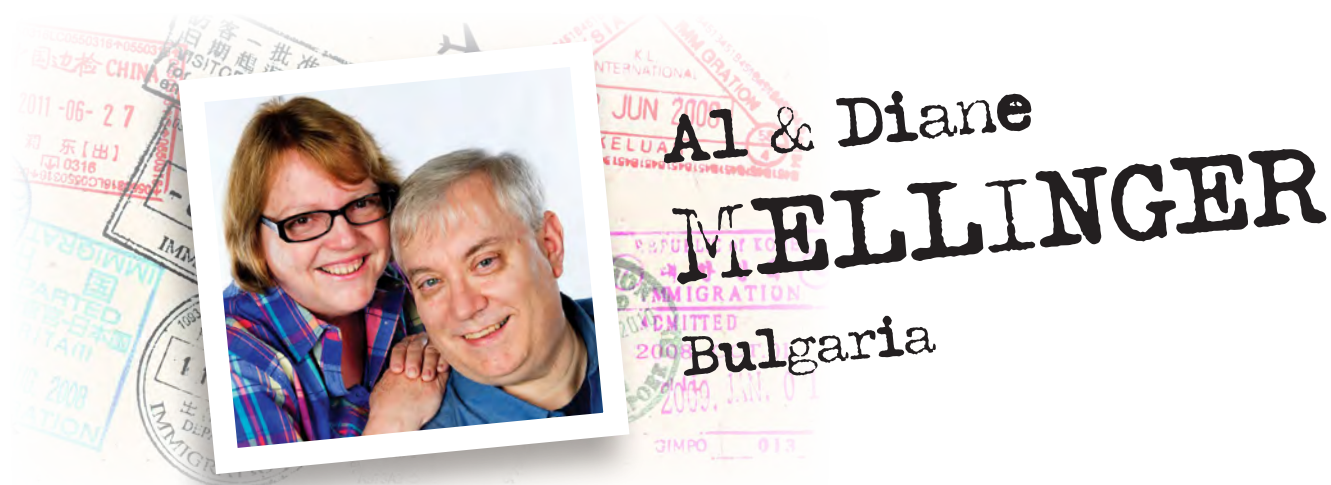
and learning more about becoming a missionary, Maria knew God would show her what to do. When Maria and Michael met in August 1986, they knew the Lord was calling them to ministry as a couple. Michael and Maria were married in 1987.

Michael earned his seminary degree (Master of Divinity) in 1992 from Asbury Seminary, Wilmore, KY, and pastored several churches, including the Tampa, FL, FMC.

In August 1997, the Long family, including their three daughters, arrived in Greece, ready to work for God through church planting, leadership development and evangelism.

They have conducted children's programs, youth clubs, vacation Bible schools and English camps. They also lead a thriving congregation in Thessaloniki. The church, established in 2003, has expanded to include people from many countries and language groups.

Maria is also involved in mercy ministries. The Greek FM nongovernmental organization (NGO) Anagenesis Balkan was formed to meet the needs of Balkan people in Greece and beyond. In the past five years, they have begun a significant ministry to a growing number of immigrants and refugees entering Europe through Greece.



Al & Diane MELLINGER Bulgaria

God is using a youth pastor and a music teacher to teach leaders in the Balkan Peninsula. Al and Diane Mellinger arrived in Bulgaria in April 2007.

Al asked Jesus into his heart at home during devotions. He was 5 years old. Diane went forward to ask Jesus into her life during a vacation Bible school invitation. Al was called to ministry as a junior high student, and he started right then. He taught an adult Sunday school class and served as the youth representative to the official board.

Both Diane and Al are graduates of Spring Arbor University (Michigan). Diane studied elementary education and music. Al studied philosophy and religion. They were married in July 1983.

The Mellingers had taken trips through VISA Ministries to many places around the globe. Diane spent five weeks before her senior year of college in São Paulo, Brazil. It was the best experience she'd had to that point. Between 1983 and 2005, Al served on staff at four different Free Methodist churches in Illinois, Kansas and Michigan.

While attending a student leadership conference in 1995, God whispered to Diane that Al would be going overseas. He seemed to be asking if she was also willing to go. Diane answered "yes" and asked God to take care of their boys, Brad and Casey, ages 12 and 9 at the time.

The Mellingers had been exploring missionary service for about 10 years. In fall 2005, Al and Diane sensed God would do something different in their lives in the upcoming year, and 2006 would be their last year at CrossRoads FMC, Ottawa Lake, MI. Al prayed, "God if you want us to serve you in missions, let the missions office call us."

On February 14, 2006, God sent a Valentine to the Mellingers by having the Europe area director call, asking them to consider serving as career missionaries in Bulgaria. The Mellingers had been to Hungary, Al had taken groups to Greece and Romania, but neither had been to Bulgaria.

In April 2007, the Mellingers moved and made their ministry base in the town of Petrich. They provided support and training through seminars for pastors, conferences for youth, and online resources. Diane developed English clubs as an outreach.

God continues to lead the Mellingers as they serve Him in Bulgaria. Most recently, they have begun to develop livelihood groups to help sustain the work of the church and provide income for church members.

Al and Diane want to see God glorified and the people of the Balkans know and have a relationship with Him.



Many people have helped shape Larry and Katie Winckles into who they are today. Parents, Sunday school teachers, camp counselors, missionaries, pastors, college professors and friends have all played significant roles in guiding the Winckles family to their current calling as missionaries to Europe.

A turning point for Larry was while he was studying at Spring Arbor University, Spring Arbor, MI. It was there he first sensed God's call to missions, although at that time he had no idea when, where, how or if that would ever happen. Larry vividly remembers the challenge and testimony given to him by a retired missionary to China. "This man was near the end of his life, but he still served the Lord joyfully. Every time I saw him, he asked me about my walk with the Lord. He encouraged me to be firm in my faith and to seek the Lord daily," Larry recalls.

It was at college Katie grew in her faith. Larry and Katie met at college and were married during Larry's senior year. He earned degrees in math and secondary education from Spring Arbor University. Katie earned one degree in math and elementary education and another in special education from Bowling Green State University in Ohio. Katie taught at Toledo Christian Schools, where Larry was a teacher and administrator. He also earned a computers in education degree from Shenandoah University, Winchester, VA.

Katie feels teaching is an expression of her faith. She has had opportunities to share both a love of the Lord and a love of learning with special-needs students in Christian schools in the U.S. States and abroad.

While teaching in Toledo, Larry and Katie could not escape from the sense God was calling them to cross-cultural service. In 1990 the Winckles family, which had grown by two members, Andrew and Peter, went to the Dominican Republic. God confirmed He was calling Larry and Katie to something more. They spent three years, 1992-95, working in Paraguay under VISA Ministries. Larry learned enough Spanish to speak in Free Methodist churches and work with church leaders in the areas of finance and stewardship.

Today Larry and Katie use their administrative, teaching and personal skills to nurture church leaders in Hungary. As disciplers they reach out to others with the gospel and help new Christians grow in their walk with the Lord. Larry serves as area administrator for the Free Methodist work in Europe. In addition, he spends time mentoring new leaders in personal discipleship. Katie is an integral part of the church and teaches English classes at the Budapest ministry center.

Larry and Katie have become faithful and essential members of the European missionary team.

Fun With Culture in Europe

games, crafts, word puzzles, songs and recipes

This section is likely the most hands-on for your students. Have fun with it!

GAMES

Soccer is a favorite sport in Europe. Take your students outside for a quick game. Field hockey could be played indoors or outdoors. Try a **badminton** or **table tennis** (Ping-Pong) tournament.

Games such as **marbles**, **dominoes** and **chess** are popular in Europe. For a giant chess game, tape off squares on the floor and have students become human chess pieces.

You could make up your own version of Missions Alive! **Jeopardy** to reinforce the information your students have learned about Europe. Depending on the areas you have covered with them, some category options might be: countries, food, facts, geography and missionaries. Use 3x5-inch cards to list the answers and tape them on the wall or chalkboard. Students must give the correct question to the answer on the card.

CRAFTS

In some places throughout Europe, embroidery is a regular part of school. Nature is considered important to art. Birchbark, pieces of wood and stones are sometimes used in pictures. Create a picture using natural objects in your community or neighborhood. You may be able to find simple instructions for a paper windmill or mosaic craft. Besides the craft projects provided, look in a craft store for leatherwork projects, weaving and embroidery kits, or mosaic crafts your students might enjoy.



WORD PUZZLES and ACTIVITY PAGES

A variety of word puzzles and activity pages to meet various age levels are included in this curriculum. Don't let the puzzles stump you; the answers are provided on pages 169-170.

MUSIC

Try songs in European languages. Make music time fun by using rhythm instruments – drum, tambourine, bells, rhythm sticks, castanets or maracas. The tunes used for some of the songs are hymn tunes or older children's songs. If you are unfamiliar with the tune, listen to a recording on YouTube before teaching them to the children. Even if the tunes are unfamiliar to your students, they will still enjoy learning songs in another language.



RECIPES

Help your students become familiar with some of the tastes of Europe. If you live in a larger city, you may have an international grocery store where snack items can be purchased. Amazon is another excellent option. You can order stroopwafels, European chocolates, Biscoff, Babka bread or sampler boxes of sweets or snacks from Europe. If your students are old enough, allow them to make one of the recipes in this section. Encourage students to sample foods that are new to them.

Holidays and Celebrations

There are many local and community festivals celebrated year-round in Europe. This list includes just a few European holidays.

January 1: New Year's became an important holiday in Ukraine when celebrating Christmas was prohibited. New Year's is symbolic of beginning a new and better life. People sometimes decorate New Year's trees.

January 7: Today, Ukrainians celebrate Christmas. According to the Eastern Orthodox calendar, Jesus was born this day. People go Christmas caroling.

Lent: Lent is celebrated 40 days before Easter in many parts of the world. (The date Lent is celebrated varies.) During Lent, Ukrainians clean their houses inside and out.

March 25: Independence Day for Greece marks the end of 400 years the people spent under Turkish rule (1829).

Easter: This holiday marks the resurrection of Jesus. It's called Pasha (PAHS-kah) in Greece and Paskha in Ukraine (date varies).

April 25: This is the anniversary of Portugal's 1974 revolution.

May 1: France celebrates Worker's Day on this date. They trade gifts of Muguet (moo-zjay), lily of the valley, for good luck. Hungary celebrates Labor Day.

July 5: Cyril and Methodius Day commemorates the arrival of two missionaries in Slovakia in 863.

July 21: Today is Belgium's National Day – the anniversary of King Leopold I taking his oath as King. There are many celebrations throughout the country.

August 23: Today is St. Stephen's Day, during which Hungarians celebrate the foundation of the Kingdom of Hungary in the year 1000.

November 1: All Saints Day is celebrated in countries around the world. In many European countries, offerings are given on this day, or people take flowers to the graves of their dead relatives.

December 25: Many countries around the world celebrate the birth of Jesus Christ on this day. Here is a fun website to help kids learn about Christmas traditions in other countries:- whychristmas.com/cultures.



Kellemes Karácsonyt

Merry Christmas



by Katie Winckles

The origin of the word *Karácsony* is Slavic and means the winter solstice. The celebration of the birth of *Jézus* is a yearly reminder of Isten's grace for humankind. Magyars are encouraged by this remembrance and spiritually strengthened as they go into the *Újév*. Celebrating *Krisztus* is also accomplished by putting love into practice. *Karácsony* is a wonderful occasion for this, as it is a time of family and friend gatherings and a lot of charity events taking place.

The *karácsonyfa* and the gifts are brought by the *Jézuska* with the help of the *angyalok*. The *karácsonyfa* is decorated by parents, grandparents and older children on the afternoon of December 24. During this activity, the younger ones are usually taken for a walk or visit a *Betlehem* in the churches.

In the evening, all the lights are switched off. When the sound of the *csengő* is heard, the *család* enters the room with the candlelit *karácsonyfa* and sings *Mennyből az angyal*. Family members think of their loved ones far away and wish one another *Kellemes Karácsonyt!* Then comes the time to open the presents! At midnight many *Magyars* attend *Karácsony* church services.

December 25 and 26 are spent with larger family gatherings. The traditional meals over *Karácsony* are fish soup, fried fish, *töltött káposzta* and lots of *beigli* – filled with either with walnuts or poppy seeds.

Key to the Hungarian words

Hungarian	Pronunciation	English
Kellemes Karácsonyt	kell-em-esh kar-ah-chone-t	Merry Christmas
karácsony	kar-ah-chone	Christmas
Jézus	yeah-zoosh	Jesus
Isten	ish-ten	God
Magyars	modge-ars	Hungarians
újév	oey-aye-v	New Year
Krisztus	kris-tush	Christ
karácsonyfa	kar-ah-chone-fah	Christmas tree
Jézuska	yeah-zoosh-ka	Little Jesus
angyalok	on-jal-oke	angels
Betlehem	bet-le-hem	nativity scene
család	chal-ahd	family
csengő	chen-goo	bell
Mennyből az angyal	men-bull ahz on-jal	The Angel from Heaven
töltött káposzta	toehl-toeht cap-ose-tuh	stuffed cabbage
beigli	bay-ig-lee	sweet rolled pastry

Easter Customs in Hungary

by Larry L. Winckles



Hungarian Easter terms

Szent Hét (Holy Week)

Húsvét (Easter)

Virág Vasárnap (Flower Sunday – our Palm Sunday)

Nagycsütörtök (Maundy Thursday)

Nagypéntek (Good Friday)

Nagyszombat (Holy Saturday)

Húsvét Vasárnap (Easter Sunday)

Húsvét Hétfő (Easter Monday)



Easter is celebrated both as a spring festival and as a religious holiday in Hungary. Pussy willow branches (barka) are used to remember the procession on Palm Sunday when Jesus entered Jerusalem. In the home, decorated eggs hang from these branches to make an egg tree. Hungarian-painted Easter eggs (tojás) are beautiful works of folk art. The most popular color used is red because it symbolizes the blood of Christ, and the eggs represent eternal life.

There are special church services each day of Holy Week. Children in Hungary also look forward to the arrival of the Easter Bunny who brings chocolate and hides eggs (in the yard, if possible) for them to find. Sometimes children receive gifts from their parents or godparents. Flowers, especially tulips and daffodils, are an important part of the Easter celebration. And what do people eat for Easter dinner? Ham, of course!

On Easter Monday, men and boys sprinkle women and girls with water or cologne, but not because they smell bad! This practice comes from a very old country custom that pre-dates Christianity.

Men and boys say this poem before “sprinklin” the women and girls:

Through the greenwood going,
I saw a blue violet growing.
I saw it start to wither,
Can I water this flower?

Then they receive a painted egg, baked good or some money in return.



GAMES



DODGE BALL (Bulgaria)

What you need: any number of students and an odd number of balls (at least five)

Children in Bulgaria have their own form of dodgeball. Here is ours:

- Mark off two baselines on the pavement or floor.
- Gather an odd number of balls for the game, at least five.
- Divide students into two teams.
- Line the balls up between the two baselines.
- Each team stands behind their baseline until you blow a whistle or yell “Go.”
- All the students run for a ball but cannot throw it until they return to their baseline.
- If a player throws a ball and strikes a player on the opposing team, the player who was hit by the ball is out. If the player catches the ball, the person who threw the ball is out.
- There are no headshots. If a ball strikes a student in the head, the one throwing the ball is out of the game.
- When all the players from one team are eliminated, the game is over; the team with players remaining wins.

CHAINED WORDS (Bulgaria)

This game has many names and is played in several countries.

- Students sit in a circle.
- Choose a category for the word chain (example: food).
- Choose one student to begin the chain by saying a word in the chosen category.
- The next child in the circle must name a word in the category that begins with the last letter from the previous word. (For example, if the first word was pea, the second player could say apple).
- Establish a time limit for the children to give their word, perhaps five to 10 seconds.
- Proceed around the circle until someone is stuck and does not name a word in the allotted time.
- Choose another category and play again, playing as many rounds as you wish.

You may make the game a little more difficult for older children by requiring the second and preceding words begin with the last two letters for the word given. (Example: If the first word is apple, the second player could say lettuce.)

Potential categories: boy names, food, girl names, jobs or places

JUMP ROPE (Bulgarian Style)

What you need: a 9-10-foot piece of elastic tied together at the ends to make a loop

How to play:

- Two children stand several feet apart with the elastic stretched between their ankles.
- The other children take turns jumping into the middle of the elastic and back out.
- Anyone who touches the elastic or steps on it is out.
- In the next round, the elastic is raised a bit higher but needs to be kept level between the two children.
- All the children who are still in get a turn at this level.
- Repeat play at four levels.
- Allow different students to hold (stretch) the elastic and repeat play as many times as you wish.

BOULES (France)

Boules is a popular game in France similar to bowling or bocce.



What you need: an open playing space, teams of 23 players, five to seven tennis balls or softballs (marked to identify teams)

How to play:

- Make a circle in your playing area. This is where students will stand to roll a ball.
- Place a target ball 15-25 feet from the circle in any direction, but at least 3 feet from any wall or object.
- A player from Team 1 stands in the circle and rolls a ball as close to the target ball as possible without hitting the target ball.
- A player from Team 2 stands in the circle and rolls a ball, trying to get it closer to the target ball or knock the opponent's ball out of the way.
- Play continues with each player rolling one ball.
- At the end of the round, the team closest to the target ball scores a point.
- Place the target ball in a new place and begin the next round.
- At the end of a designated time period or number of rounds, the team with the most points wins.



CHARADES (France)

Charades is an old French game students enjoy.

What you need: lists of charade words or phrases prepared ahead and written on slips of paper (sample categories – Bible stories, everyday activities, animal or sports), and a timer

How to play:

- Decide on a time limit for guessing the word, for example, 60 seconds.
- The students are not allowed to say anything or make sounds.
- Choose one team to begin, allowing one student from the team to draw a slip of paper with a word to be acted out for the team's members.
- Start a timer.
- If their team guesses the correct word, they score one point.
- Play rotates to the other team.
- Play for a specified amount of time or until your clues are gone.
- The team that has scored the most points wins.

OLYMPICS (Greece)

The origin of the Olympics took place in Olympia, Greece, in 776 B.C. Only men who were freeborn Greeks could participate. The first Olympics had only one event – a 162-meter foot race. Later, events such as javelin and discus throw, wrestling, long jump, and chariot races were added. There were no medals. The first-place winner received a crown made of leaves.

Allow students to create their own Olympics. Some events may include intellectual competitions (spelling contests or solving math equations), as well as athletic events. You may want to have students make a laurel wreath ahead of this event and then use the laurel wreaths for an awards ceremony. During the awards, you might have your national anthem play in the background.

To help give students some background on the first Olympic games, you may wish to view one of these videos ahead of time:

- youtube.com/watch?v=VdHHus8IgYA
- youtube.com/watch?v=JwoBdRC2fzE

As you plan your Olympic Games, here are some suggestions for possible competitions:

- Have a foot race, but add a twist, create an obstacle course, have them wear special clothing, or have something they have to finish eating after crossing the finish line.

- Throw pool noodles instead of javelins.
- Instead of actual racing, do thumb wrestling.
- Throw a Styrofoam plate or a frisbee instead of a discus.
- Have a chariot race – one student is the chariot, and the other is the driver. The driver holds the feet of the student who is the chariot.

HAT CHASE (Hungary)



Hat Chase is a simple game of tag using a hat.

What you need: a hat

- One child is chosen as “IT.”
- “IT” wears the hat and chases the other children.
- When “IT” tags a child, that child places the hat on his or her head and now becomes “IT.”
- “IT” must keep the hat on at all times so the other children can recognize him or her.
- Play for a designated amount of time or until most of the children have had an opportunity to be “IT.”

If you don’t want to use a hat, you could have “IT” hold a bandana that will be passed.

IPAIA PACS (Hungary)

(Eepee-aw-pawch) Hide and Seek Tag

How to play:


- One child is determined to be “IT.”
- “IT” stays at the “base” and counts to 50.
- The other children run and hide.
- “IT” goes looking for those who are hidden.
- Hiders try to run and touch home base and yell “IPAIA PACS” before “IT” tags them.
- If “IT” finds a hider, “IT” has to run to base and yell “IPAIA PACS” and the person’s name before that person reaches base.

SNAIL HOPSCOTCH (Hungary)

What you need: chalk or tape to create a snail pattern on the sidewalk or floor and small rocks

How to play:

- Using one foot, the first player hops around the snail and back again without stepping on any lines.
- If a player steps on a line, his turn is over.



- After hopping through the snail twice, each player marks his initials on one square. It becomes his “home.” No one is allowed to hop on someone else’s home square.
- To make it harder, a student can throw a rock and then must jump OVER the space with the rock.
- Students also can balance a rock on one finger, foot or the head as they jump through the hopscotch.
- Players take turns hopping in and out of the snail twice without stepping on any lines or on someone else’s home square until all the squares are marked with initials.

TETHERING (Hungary)

What you need: a jump rope with handles

How to play:

- All the children stand in a large circle with one person in the middle.
- The child in the middle swings the jump rope around the circle keeping it as close to the ground as possible while keeping the rope moving.
- Children standing in the circle must jump over the rope without stepping on it.





1,2,3 ESCONDITE INGLÉS (Spain)

This game is known as Red Light, Green Light in the United States and is a typical schoolyard game in Spain.

What you need: a marked starting line

How to play:

- Choose one child to be “IT.”
- “IT” stands facing a wall or tree a reasonable distance from the starting line with his or her back to the rest of the children.
- The other children stand at the starting line.
- The leader gives a signal, and the children begin to make their way toward it.
- “IT” says “1,2,3 Calabaza” and spins around quickly, trying to catch the others moving.
- While “IT” is watching, the children must stand completely still.
- If “IT” catches a child moving, that child must return to the starting line.
- Repeat until one child reaches “IT” before he or she can turn around.
- The person who reaches “IT” first becomes the new “IT.”
- Play as many rounds as you have time for.

WATER AND FIRE (Romania)

This game is the Romanian version of what your students may know as Hot and Cold.

What you need: an object to hide

How to play:

- One child is chosen to be the “Seeker.” The “Seeker” leaves the room.
- The other children hide the object and then call the “Seeker” back into the room. The “Seeker” must find

the object with hints from the other children. If the “Seeker” is close to the object, the children call out “fire.” When the “Seeker” gets further away from the object, the children call out “water.”

- Once the object is found, choose a new “Seeker.”
- Play as long as time allows.

JUMP FOR BREAD (Ukraine)

This game is played all year round but is especially popular on St. Nicholas Day, December 19. This is when St. Nicholas leaves chocolates or toys under children’s pillows. There are many concerts and parties on this day.

What you need: a large loaf of soft bread tied to a string, a chair

How you play:

- One person stands on a chair and holds the bread in the air by the string.
- The children line up and take turns jumping to bite pieces off the bread without using their hands.
- If you like, you may have two or three teams competing at the same time with different loaves of bread.
- The first team to finish its loaf of bread wins.

THE GUARD (United Kingdom)

Have students pair up. One person is a tourist. The other is the guard. The tourist tries to get the guard to smile by making faces or doing silly things. The tourist must not touch the guard. Change places.





CRAFTS



Stained-Glass Coasters

Supplies:

- yarn (can be short lengths of leftover yarn, but enough to cover the lid), variegated will give the coaster a stained-glass look
- plastic, snap-on lids saved from plastic containers (like 16 oz. sour cream or dip) or round pieces of cork*
- glue
- scissors
- pencil
- toothpicks

Directions:

You may use either side of the lid. If using the printed side, make sure it is entirely covered with the yarn. To begin, generously apply a couple of generous lines of glue around the outside edge of the lid. Lay yarn in the glue, working around the lid from the outside toward the middle. Use toothpicks to guide the yarn where you want it to go and push the strands of yarn tightly together. It's best to glue as you go. As you follow the circle, the space to fill with yarn will get smaller and smaller. Change colors of yarn when desired. When the entire lid is yarn-filled and you have reached the center, let it dry. Then trim the yarn and tuck the end under to hide the loose end. You may need to tack with glue.



*Cork can be used as a base. Cork can be purchased in a roll or squares. We guide the yarn where you want it to go and suggest at least 1/8 inch thick. Trace a coaster or a can lid with a pencil for a round shape. It may take more glue to adhere the yarn to the coaster, as well as longer for the glue to dry on the cork coaster.

Editor's note: Another option is to arrange the yarn in odd shapes instead of around the circle, making a stained-glass effect. This takes more patience. I would not recommend it for younger age groups.



Stained-Glass Candle

Stained-glass windows and candles are two common parts of cathedrals and churches in Europe. In this project, we combined the two.

Supplies:

- a small glass jar or candle holder, which can be purchased reasonably from a Dollar store
- Mod Podge or another similar adhesive

- multi-colored tissue paper cut into small pieces of various sizes and shapes
- small paintbrushes or sponge brushes
- regular or battery-operated tealight candles

Directions:

Taking one piece of tissue at a time; children will lay the tissue on the glass and brush Mod Podge over the top of the tissue paper. They should try as much as possible to keep the tissue paper smooth. The Mod Podge does not need to be thick, just enough to stick the paper to the glass. They continue adding tissue paper to cover the glass. It is OK for the pieces to overlap slightly. Once the glass is completely covered, brush a light coat of Mod Podge over the entire glass to give it a bit of a shine. Allow this to dry. Once dry, give each child a tealight candle to put in his or her jar. When lit, it will illuminate the stained glass.



of each window should be cut out, leaving a 1/2 inch of poster board around, creating a window-shaped frame. Now, cut window shapes from wax paper, two for each student.

Students will use clear tacky glue to glue pieces of the colored tissue to one of the wax paper window shapes. They should carefully place the tissue so pieces are touching or slightly overlapping. Once the wax paper window is completely covered, place a small amount of glue on the second wax paper window. Place this piece on top of the tissue paper so the tissue paper is sandwiched between the two pieces of wax paper. Now glue one of the black window frames to each side of the wax paper window.

Alternate Method: Instead of using tissue paper, you can have students shave various colors of crayons to create a pile of crayon shavings. The shavings will be placed between two pieces of wax paper. The teacher will need to have an iron and piece of cloth to assist the students. Lay each student's window with the shavings under the cloth and iron for a few seconds. This will melt the crayon and create a beautiful window. If you use this method, you will need plenty of crayons and some pencil sharpeners for the students.



Stained-Glass Window

Supplies:

- black construction paper or poster board (poster board will work best)
- wax paper
- multi-colored tissue paper cut into small pieces of various sizes and shapes
- a pattern for the shape of a church window
- clear tacky glue

Directions:

Ahead of class, cut window shapes (see page 147) from the black poster board, two for each student. The center





Easter Eggs (Eastern Europe)

Many Eastern European countries (Bulgaria, Hungary, Serbia, Romania, Russia and Ukraine) decorate ornate Easter eggs. Sometimes colors and symbols painted on the eggs have specific meanings. Some use wax writing to decorate the eggs. Some use paint or other elaborate decorations.

Supplies:

- glue
- cotton swabs
- foam, plastic, wooden or paper mache eggs
- sequins
- various ribbons, cut in 12-inch pieces for each egg
- rick-rack
- straight pins
- paints

Directions:

Use one egg for each student. If using foam eggs, you may wish to pin on the decorations with straight pins. If using plastic eggs, you will need to use glue. With wooden or paper mache eggs, you may use both paint and glue.

If you are using wooden or paper mache eggs, paint the eggs with one color of paint.

Glue or pin on ribbon or rick-rack.

For wooden eggs, you may wish to paint designs after the base coat of paint has dried. For foam and plastic eggs, use pins or glue to decorate with sequins.



Pysanky are beautiful hand-decorated eggs. The word comes from the Ukrainian word "pysaty," which means "to write" because designs are written on the eggs. The tradition of Pysanky started thousands of years ago and is still practiced and taught today.

These elaborate eggs are given to friends and family to wish them well for special occasions and are proudly displayed in homes year-round. The detailed symbols and colors on the eggs each have a special meaning.



triangle = the holy trinity



sieve = dividing good from bad



branch or tree = renewal, creation, resurrection



flower = wisdom, beauty, love



wheat = good health, bountiful harvest



ram = leadership, strength



fish = Christianity



band = eternal life or love

Meaning of Colors

white = purity

yellow = spirituality

orange = strength

red = love

green = hope, growth

blue = health

brown = happiness



Pointillism Art Project (France)

Pointillism is a form of painting where small distinct dots are used to create an illusion of form and pattern. Painters are engaging the way the human eye and brain work together. The French painter George Seurat is considered the pioneer of pointillism.

Supplies:

- heavy white card stock (4x6 inches) or small pieces of canvas (These small canvas pieces can be purchased at a dollar store, three to four in a package.)
- various colors or tempera paints or acrylic paints
- small paint brushes with very thin brushes
- paint smocks or shirts

Directions:

Give students a small canvas board or piece of cardstock. You may wish to have them draw their picture or design on a separate piece of paper before beginning to paint. It may even be best to work with one simple shape outline and work from there. In that case, the students might lightly outline a shape on their paper and then beginning painting dots. They should dip just the tip of the paintbrush in the paint and paint small dots of one color. Paint dots around the outline and then work from there. Wash the brush well each time before switching colors.

Flag Activities

Provide students with a copy of the flags from the study countries. Using crayons or colored pencils, have the students color in the correct colors from the instructions provided in the Facts section. Attach the flags to straws or wooden dowels so they can be placed in a stand. Display the flags in your classroom.

Make flags out of felt, any size, for your classroom and display during a public service. Use the flags in the Facts section as patterns. Make copies of flags with emblems, cut around the shapes, and glue or stitch on your felt flag.

Use craft sticks and paint for another flag activity.

Supplies:

- cardboard — cut to 4-1/4x6 inches
- paper punch
- jumbo craft sticks — five for each flag
- pencil
- acrylic or tempera paint markers
- glue
- yarn or ribbon

Directions:

After cutting the cardboard pieces, punch two holes about 1/4 inch from the top and 1/2 inch from the side. Glue five craft sticks on cardboard side by side. Use a pencil to lightly sketch the flag design. A marker might be helpful to fill in the fine details of an emblem or lines. Otherwise, use paints to color the country flags. When flags are dry, tie small pieces of yarn or ribbon to hang.

Folk Art Craft (Hungary)

Supplies:

- wooden plaque or small wooden ornament
- No. 2 pencil
- folk art pattern (enlarge on copier as needed)
- tape
- graphite transfer paper
- acrylic paints

Directions:

Place wooden plaque on the table. Then place a pattern (see page 148) on the plaque and tape in place. Slip the graphite paper in between with the coated side down. With the pencil, trace the pattern. The graphite paper transfers the pattern onto the wood, and students can paint the design using brightly colored paints.



Hungarian Gingerbread Cookies (Hungary)

In Hungarian, these cookies are called *mezeskalacs* (May-zesh-koh-lotch). Hungarians make two versions – an ornate version and a version for eating. The ornate version is used to decorate the Christmas tree.

Supplies:

- either a heart-shaped gingerbread cookie, brown piece of cardstock or brown cardboard
- white icing (if using a cookie) in a Ziploc bag with a corner cut off for piping or white paint in a bottle with a tip for decorating/in a Ziploc with a corner cut
- examples of Hungarian design (many examples online)

Directions:

Choose a design to replicate on your chosen heart-shaped material. Very carefully use either the icing or paint to create a detailed design.

Check out these websites for further information and ideas:

- [youtube.com/results?search_query=hungarian+cookie+decorating](https://www.youtube.com/results?search_query=hungarian+cookie+decorating) (décor videos)
- hungariantidbits.com/mezeskalacs (honey cookie recipe)

Stamped-Art Blue Dye Craft (Hungary)

Blue dyeing is traditional Hungarian folk art. It is done by taking a white piece of cotton fabric, pressing designs into the fabric that resist the dye, and then dyeing it in an indigo-blue bath. Many things are made with blue dye cloth: tablecloths, clothing and decorations.

Supplies:

- foam fabric stamps purchased at a craft store or adhesive stencils purchased from a craft store
- white fabric paint
- a small square of blue fabric (The example in the photo was a blue bandana purchased from a craft store and cut into four squares.) – You may wish to cut this using pinking shears to keep the fabric from raveling.
- small paintbrushes or sponge brushes if using a stencil
- one piece of dowel rod for each student, slightly longer than the fabric square
- string or yarn to tie to the dowel rod, each about 12 inches long

Directions:

Each child will stamp a white design onto their blue fabric using the stamps or the stencil. They also may wish to use the fabric paint's fine tip to write a verse or saying on their fabric. Glue the top edge of the fabric to a small dowel rod and tie a piece of yarn to each end of the dowel for hanging.



Tile Art (Portugal)


Azulejos is the art of Portuguese tiles. These tiles are everywhere, decorating churches, palaces, homes, parks, fountains and shops. They create intricate patterns and large murals. You even can visit the National Tile Museum in Lisbon.

Supplies:

- small white, unglazed ceramic tiles (4x4 or 5x5 inches) that can be purchased from a home improvement store, craft store or online
- permanent markers in a variety of bright colors
- Mod Podge
- Sponge brushes for applying Mod Podge
- thin cork sheets cut in squares slightly smaller than the tile
- glue gun

Directions:

Students will use the permanent markers to draw a picture or create brightly colored patterns on their tile. Once the tile design is complete, they will use a sponge brush to apply one or two layers of Mod Podge to glaze their tile. Allow this to dry. After the glaze is dry, glue a piece of cork to the bottom of the tile. The tile can be used as a coaster or a small trivet.



Mosaic Art (Spain)

Mosaics are pictures created by arranging small colored pieces of tile, glass or stone. Antoni Gaudi was a famous mosaic artist in Spain, and Barcelona is a city known for mosaic art. This art can be found in parks, streets, buildings and even rooftops.




Supplies:




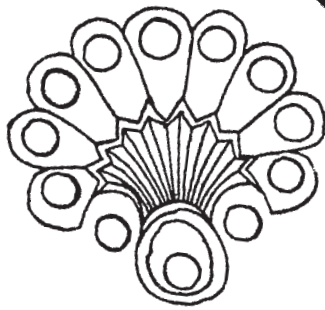


- small, thin wooden shapes (heart, cross, animals, flower, etc.), one per child
- small mosaic tiles or dyed seashell chips
- clear tacky glue
- magnets

Directions:

Children will use the tacky glue to attach mosaic tiles to the wooden shape, fitting them together as closely as possible. Once the piece is entirely covered, attach a magnet to the back.

Note: Wooden shapes and mosaic tile pieces can be purchased from a craft store or online.






Word Puzzles & Activity Pages

Land of Europe Crossword Country Word Bank

Use the words in this box to fill in the blanks of the puzzle.



Belgium	France	Hungary	Portugal	Russia	Ukraine
Bulgaria	Greece	Ireland	Romania	Spain	



Answers on page 169

How Much Do You Know About Europe?

Look over the statements about the study countries below.

Circle if the statements are true or false.

1. T F From the top of France's Eiffel Tower, you can see 500 miles.

2. T F The United Kingdom is very crowded compared to other European countries.

3. T F The Free Methodist work in France was started by Haitians.

4. T F Cricket is a sport people in the United Kingdom enjoy.

5. T F Only boys were allowed to attend the first Greek schools.

6. T F The Running of the Bulls in Spain celebrates the beginning of bullfighting season.

7. T F The highest point in Greece is Mt. Thessaloniki.

8. T F Most Ukrainians understand the Russian and Ukrainian languages.

9. T F Hungarians compete in the Chess Olympics.

10. T F Cork oak trees are important to Portugal's industry.

11. T F The Mississippi River divides Hungary's capital city in half, Buda and Pest.

12. T F Portugal has a famous suspension bridge called the December 25th Bridge.

13. T F The shape of the country of Belgium looks like a bunch of bananas.

14. T F Bulgaria's national flower is the dandelion.

15. T F Hungary is one of the largest producers of cinnamon.

16. T F Portugal is a good place to surf.

17. T F Romania has a museum with 2,000 pieces of silver.

18. T F Russia is the home of the smallest McDonald's restaurant in the world.

19. T F Stores in Spain close every day between 2 and 4:30 p.m.


20. T F Free Methodists in Romania and Russia are working with orphan ministry.

Answers on page 169

Coded Message

Louis Braille was only 3 years old when he was blinded in an accident. When he was 15, he developed a system of raised dots for the blind to read. There are six raised dots that make over 60 combinations for letters, numbers and punctuation. Louis was a teacher and enjoyed science and music. He was an organist for one of the largest churches in Paris.

Use the “braille” key below to find out what this verse from Isaiah 6:8 says. If God should call you to serve Him in another culture, will you agree with this verse?



<h2>Braille Alphabet</h2> <p>The six dots of the braille cell are arranged and numbered:</p> <div style="display: flex; align-items: center;"> <div style="margin-right: 10px;"> 1 2 3 </div> <div style="font-family: monospace;"> 1 2 3 4 5 6 • • • • • • • • • • • • • • • </div> </div> <p>The capital sign, dot 6, placed before a letter makes a capital letter.</p> <div style="display: flex; align-items: center;"> <div style="margin-right: 10px;"> 1 2 3 </div> <div style="font-family: monospace;"> 1 2 3 4 5 6 • • • • • • • • • • • • • • • </div> </div> <p>The number sign, dots 3, 4, 5, 6 placed before the characters a through j, makes the numbers 1 through 0. For example a preceded by the number sign is 1, b is 2, etc.</p> <div style="display: flex; align-items: center;"> <div style="margin-right: 10px;"> 1 2 3 </div> <div style="font-family: monospace;"> 1 2 3 4 5 6 • • • • • • • • • • • • • • • </div> </div>	<table border="0"> <tr> <td>a</td><td>b</td><td>c</td><td>d</td><td>e</td><td>f</td><td>g</td><td>h</td><td>i</td><td>j</td> </tr> <tr> <td>•</td><td>••</td><td>••</td><td>••</td><td>••</td><td>••</td><td>••</td><td>••</td><td>••</td><td>••</td> </tr> <tr> <td>k</td><td>l</td><td>m</td><td>n</td><td>o</td><td>p</td><td>q</td><td>r</td><td>s</td><td>t</td> </tr> <tr> <td>••</td><td>••</td><td>••</td><td>••</td><td>••</td><td>••</td><td>••</td><td>••</td><td>••</td><td>••</td> </tr> <tr> <td>u</td><td>v</td><td>w</td><td>x</td><td>y</td><td>z</td><td></td><td></td><td></td><td></td> </tr> <tr> <td>••</td><td>••</td><td>••</td><td>••</td><td>••</td><td>••</td><td></td><td></td><td></td><td></td> </tr> </table> <table border="0"> <tr> <td>Capital Sign</td><td>Number Sign</td><td>Period</td><td>Comma</td><td>Question Mark</td><td>Semi-colon</td><td>Exclamation point</td><td>Opening quote</td><td>Closing quote</td> </tr> <tr> <td>••</td><td>••</td><td>••</td><td>••</td><td>••</td><td>••</td><td>••</td><td>••</td><td>••</td> </tr> </table>	a	b	c	d	e	f	g	h	i	j	•	••	••	••	••	••	••	••	••	••	k	l	m	n	o	p	q	r	s	t	••	••	••	••	••	••	••	••	••	••	u	v	w	x	y	z					••	••	••	••	••	••					Capital Sign	Number Sign	Period	Comma	Question Mark	Semi-colon	Exclamation point	Opening quote	Closing quote	••	••	••	••	••	••	••	••	••
a	b	c	d	e	f	g	h	i	j																																																																						
•	••	••	••	••	••	••	••	••	••																																																																						
k	l	m	n	o	p	q	r	s	t																																																																						
••	••	••	••	••	••	••	••	••	••																																																																						
u	v	w	x	y	z																																																																										
••	••	••	••	••	••																																																																										
Capital Sign	Number Sign	Period	Comma	Question Mark	Semi-colon	Exclamation point	Opening quote	Closing quote																																																																							
••	••	••	••	••	••	••	••	••																																																																							



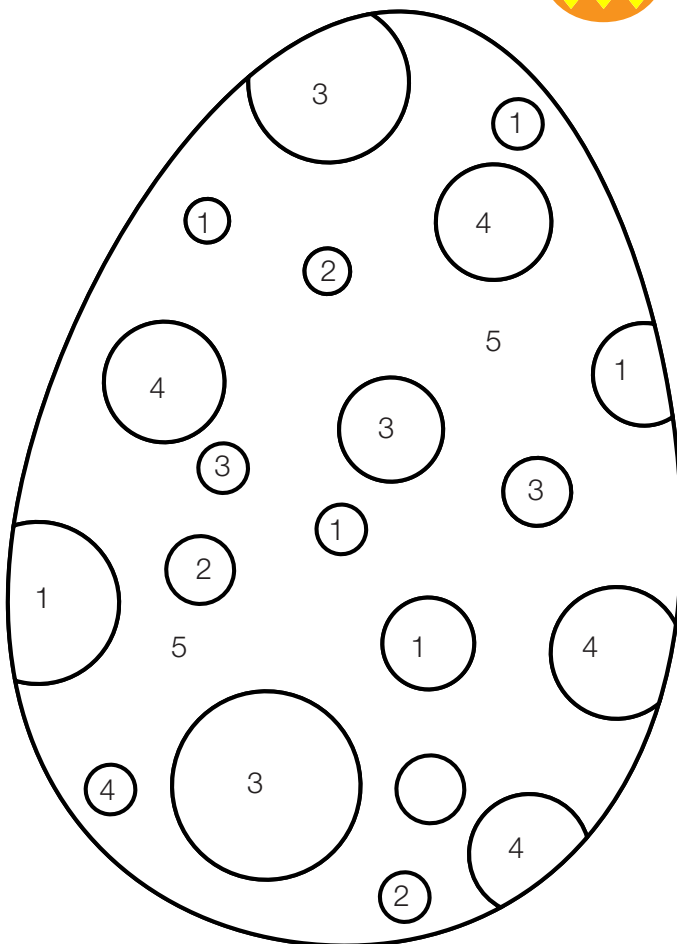


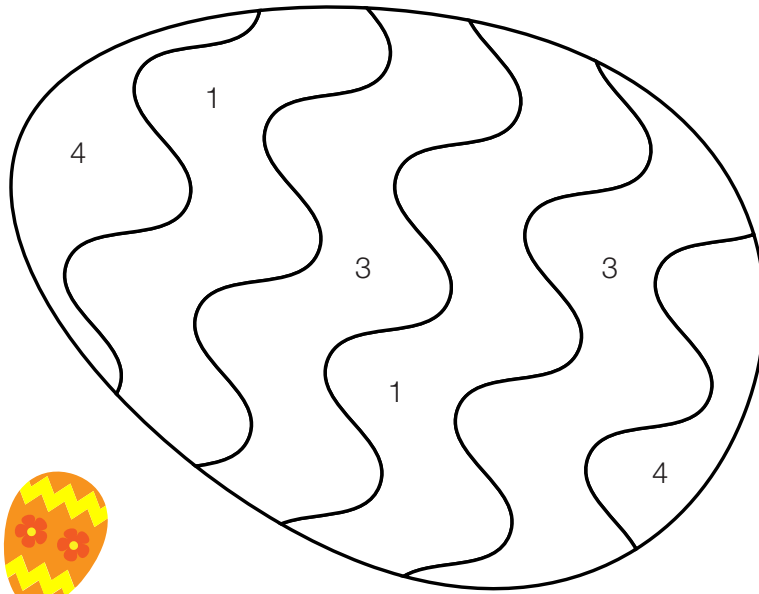
National Braille Press copyright 2000

Answers on page 169

Color-by-Number Eggs


Color chart

- 1 = blue
- 2 = red
- 3 = yellow
- 4 = green
- 5 = purple
- 6 = orange



Send the Missionaries to Europe

MAZE




Answers on page 169

Stained Glass Window

Coloring Page

See if you can discover the hidden message by coloring in the window shapes. We suggest you use the same color for all the dotted shapes.



Answers on page 170

Europe Word Search

Circle the words hidden up, down, backward, forward and diagonally. An example has been done for you.



ANDERSON
ANGELO
BELGIUM
BULGARIA
CAFÉ
CASTEEL
CHESS
CHOCOLATE
EGG
FAJARDO
FRANCE
GALLOWAY

GILMORE
GREECE
HERNANDEZ
HUNGARY
KINGSLEY
LANGUAGE
LONG
MAP
MATOS
MCNAMARA
MELLINGER
MENDAKOFF

MORA
NEIGHBORS
OLYMPICS
LONG
MAP
MATOS
MCNAMARA
MELLINGER
MENDAKOFF
MORA
NEIGHBORS
OLYMPICS

PORTUGAL
REFUGEES
ROMANIA
ROSE
RUSSIA
SOCCER
SPAIN
SWEET
UKRAINE
WINCKLES

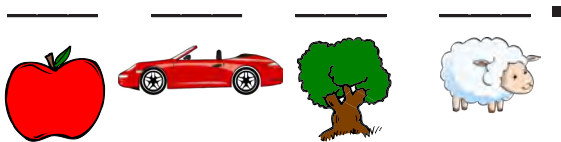
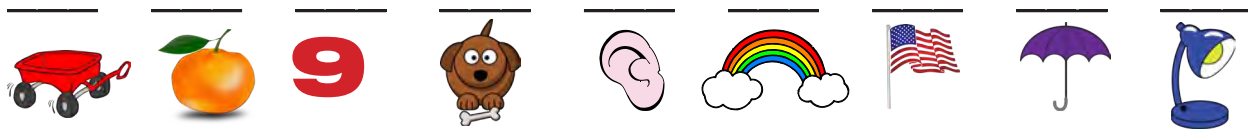
Answers on page 170

How to Be a Witness for God

Write down the first letter of each picture to find the answer.



Tell all of His



This is found in Psalms 16:8-9.

Answers on page 170

Who will care for the children?

Follow the instructions to discover what Matthew 25:40 says.

1. Cross out all the flowers.
2. Cross out all words rhyming with "CAT."
3. Cross out all the animals.
4. Cross out all the sports.

For information about
International Child
Care Ministries, see
pages ____.

TULIP	THE	SAT
FOX	VOLLEYBALL	SAILING
WHATEVER	LEAST	MAT
WOLF	MOUNTAIN GOAT	YOU
YOU	OF	SKIING
CANOEING	HIKING	SUNFLOWER
DID	THESE	DID
HYACINTH	BROTHERS	GOLDENROD
TENNIS	DEER	BIKING
FOR	DAFFODIL	HAT
ONE	SOCCER	FOR
ROSE	OF	BAT
OF	OTTER	MUSKRAT
LILY OF THE VALLEY	MINE	ME

5. From left to right, go over each row and write the answer here:

Answers on page 170

SEED Activity Page

SEED Livelihood is a ministry helping Free Methodist people in many different countries earn money for food and education. (See pages _____.)

See how many words you can make from the words

SEED Livelihood



Ministries Activity Page

VISA Ministries provides individuals and teams short-term opportunities to serve Free Methodists in other countries. (See pages _____.)

Using the letters to the left, unscramble the words related to ways you might serve others through VISA Ministries, the short-term program of Free Methodist World Missions

ilDrl eartW IWles _____

dulBi rsChhuce _____

caehT snghIEi _____

pelH sphrOna _____

ttuisbieDr ebBils _____

viGe nsaVcnacoiti _____

plHe tfAre sritDae _____

priaeR oohlScs _____

adLe tcaVnoai lbeiB holocS _____

CLUE: The words included in the scramble — teach English, lead vacation Bible school, give vaccinations, distribute Bibles, drill water wells, build churches, help orphans, help after disasters, repair schools

Answers on page 170

BELGIUM



The shape of Belgium on a map looks like a bunch of grapes.

A Belgian named Toots Thielemans plays jazz harmonica and wrote the theme for Sesame Street.



Flower: grow in Belgium similar to those in North America - hyacinth, goldenrod and lily of the valley.




Adolph Sax was 26 years old when he invented the saxophone.

Capital city: Brussels
Main languages: Dutch, French, German
Religion: Roman Catholic

Did you know?

Belgium's street signs have to be in three languages - Dutch, French and German.

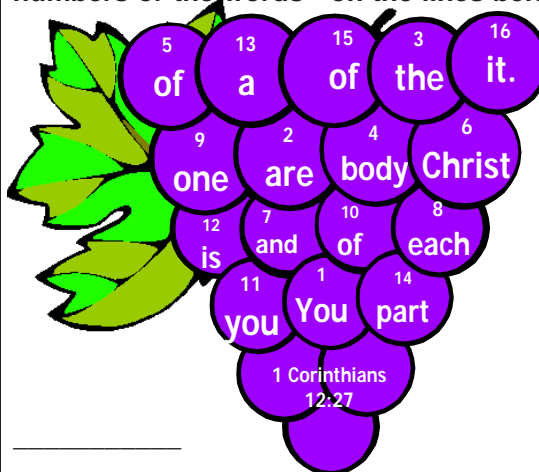


In Belgium people dip their French fries in mayonnaise.



TO DO:

Unscramble the verse by putting the grapes in the correct order - write the numbers or the words - on the lines below.



Pray for the church in Belgium to reach those who need to hear about Jesus.

Belgium



The Free Methodist congregations in Belgium represent many different countries: Russia, Philippines, Iraq, Ghana and Belgium.

Answer (hold up to a mirror):

1 Corinthians 12:27
each one of you is a part of it. You are the body of Christ and



Capital city: Sofia
Main language: Bulgarian
Religion: Bulgarian Orthodox

Did you know?



The colors on Bulgaria's flag symbolize peace (white) and bravery (red).



Yogurt is eaten at nearly every meal.

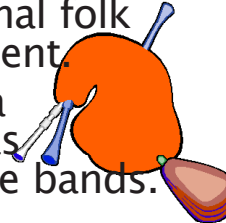
Bulgaria's national flower is the rose.



Many people travel by train - this type of transportation is cheap and reliable.

Bag pipes are a traditional folk instrument.

Bulgaria even has bag pipe bands.



People read more than they watch television.



TO DO:



By age 9 children are learning at least one foreign language in school.

Pray for programs that train leaders and expand youth ministries.

Bulgaria



A youth training conference is held each summer to help teens learn how to share their faith with others.

ANSWER GRAPH

	5	6	7	8
1	A	G	C	L
2	E	T	O	F
3	D	S	H	R
4	I	U	Q	V

Use the answer graph to complete the scripture verse below. You might not use all the letters.

1,6 2,7 3,5 1,8 2,7 4,8 2,5 3,6
1,5 1,7 3,7 2,5 2,5 3,8 2,8 4,6 1,8
1,6 4,5 4,8 2,5 3,8


Answer (hold up to a mirror):
God loves a cheerful giver. 5



Food you might think "weird" - frogs legs and snails - are enjoyed by the French.



The Tour de France, one of the most famous bicycle races in the world, occurs every July. The race covers more than 2,000 miles over a three-week period.



Many French kids learn to ski as soon as they are able to walk! Some have winter skiing as a part of gym class!

**P
r
a
y
f
o
r**

Pray the people of France will come to know Christ's love.

France

A group of Haitian immigrants just outside of Paris have established a small Free Methodist congregation. They want to have an effective witness in the community.



Capital city: Paris
Main language: French
Religion: Roman Catholic

Did you know?

The Statue of Liberty in the New York harbor was designed by French sculptor, Bartholdi. It was given to the U.S. by France as a sign of friendship in 1886.



There are over 400 different cheeses in France!



The Eiffel Tower is most famous landmark built in 1889 by Gustave Eiffel.



TO DO:

Draw a line matching the famous name with the person's career.

- | | |
|-----------------------|--|
| 1. Claude Monet | a. army general |
| 2. Charles Perrault | b. painter |
| 3. Louis Pasteur | c. chemist |
| 4. Napoleon Bonaparte | d. author of Tales of Mother Goose, Sleeping Beauty and Cinderella |
| 5. Joan of Arc | e. invented writing system for people who are blind |
| 6. Louis Braille | f. martyr |

Answer (hold up to a mirror): 1-p; 5-q; 3-c; 4-g; 2-t; 6-e



Capital city: Athens
Main language: Greek
Religion: Greek Orthodox

Did you know?

The word "alphabet" comes from *alpha* and *beta*, the first two letters of the Greek alphabet.

ABC



This flag was first used in 1830.

Blue represents the sea and sky; white stands for freedom. The cross represents Greek Orthodox Christianity.



People have written and performed plays in Greece for over 2,000 years.



At Christmas, instead of decorating a tree, most Greek homes have a model of a decorated fishing boat - a symbol of the importance of the sea.



On the southern coast of Crete, one of Greece's islands, it is warm enough to swim almost every day!



The Olympic Games were first held in Greece. In addition to sports competitions, poetry recitals and trumpeter competitions were held.



A man named Hippocrates examined a patient and wrote down both the symptoms and treatment, which is what we call a "diagnosis."

TO DO:

Diagnose the activities below using the diagnosis options. A diagnosis may be used more than once. Then put a plus sign beside the activities that please God.

1. I kept my allowance all for myself. _____
2. I prayed for people who are hurting. _____
3. Mom said to go to bed at 8:30 but I kept playing. _____
4. I gave a toy I wasn't playing with anymore to my new neighbor. _____
5. I saw a friend on the playground alone and went to play with him. _____

Diagnosis Options

disobedient
greedy
sharer
caring

P Pray for the Thessaloniki Balkan Church to begin other ethnic congregations and for the growth of St. Jason's House of Prayer.

Greece

r
a
y
f
o
r

The church in Greece has outreach ministries to refugees from other countries including Kosovo and Bulgaria.




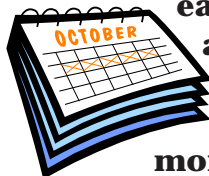
Answer (hold up to a mirror): 4-2p91e1+: 2-c91j0d+
1-91e9d1: 5-c91j0d+: 3-q120p91e1e1:



Capital city: Budapest
Main languages: Hungarian
Religions: Roman Catholic,
Protestant

Did you know?

The days on the Hungarian calendar are each assigned to names that are commonly known and used. These "Name Days" are celebrated and are even more important than birthdays.



Paprika, an orange spice made from red bell peppers, is used in almost every Hungarian dish.



Chess is a favorite game in Hungary. There's even a Chess Olympics.



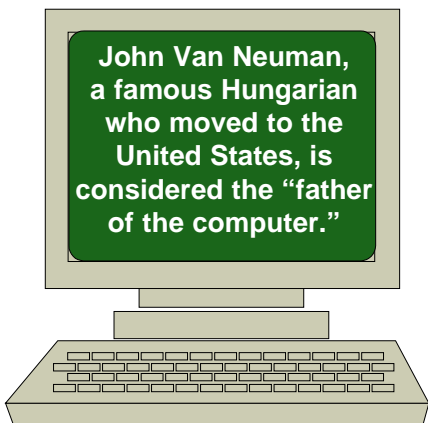
The Hungarian language has more vowels than almost any other language - 14 in all.



The Hortobágy National Park is great for bird watching - 310 species of birds have been found there.



John Van Neuman, a famous Hungarian who moved to the United States, is considered the "father of the computer."



TO DO:

Cross out every letter "K." Write leftover letters in the spaces to find a Bible verse.

K D O N O T M E K R K E L
Y L I S K K T K E N T O T
K H E W K O R D D K O W K
H A T I K T K S K A K Y S K

— — — — —
— — — — —
— — — — —
— — — — —
... — — — — —
— — — — —

ot naitl yretn ton ton
ti larkv oq ... bow eht
SS: f zermel . 2y8e
Answer (hold
up to a mirror):

P Pray for people in Hungary to want to learn more about living for Jesus.

r
a
y
f
o
r

Hungary



English classes and clubs are a service to the community. Recovery classes for people struggling with dependencies are another outreach. These classes are helping many people in Hungary.

PORTUGAL



Capital city: Lisbon
Main language: Portuguese
Religion: Roman Catholic

Did you know?


Portugal's Maderia Island has 695 species of beetles.



Portugal is the world's largest producer of cork.

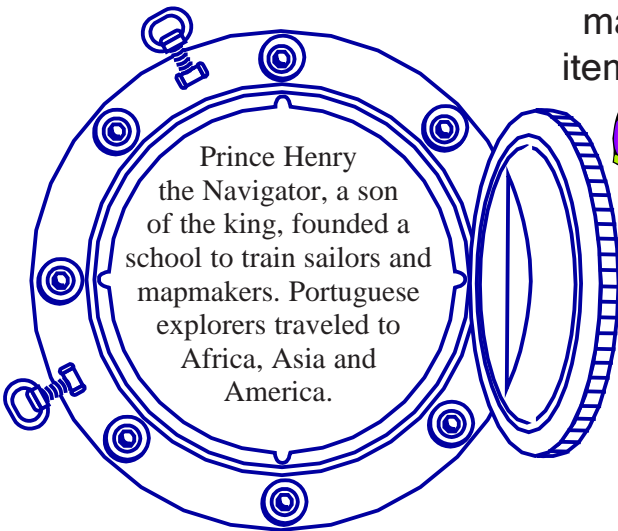
Shoes are one of Portugal's leading manufactured items.

School lasts only half a day for children in Portugal.



Cod fish is so popular for eating that it is called "the faithful friend."

Prince Henry the Navigator, a son of the king, founded a school to train sailors and mapmakers. Portuguese explorers traveled to Africa, Asia and America.



TO DO:

Solve the math equations. Then use the code to learn what God's Word says in Isaiah 56:7b.

$8 + 1$

$3 + 3$

$4 - 0$

$7 - 5$

$10 - 2$

$6 - 3$

$4 + 2$

$2 + 5$

$5 - 4$

$2 + 3$

$9 + 2$

$12 - 2$

math code:

prayer = 1
will = 4
of = 7
nations = 10

be = 2
for = 5
called = 8
all = 11

a = 3
house = 6
my = 9

Answer (hold bible for all questions): Isaiah 56:7b
up to a mirror): Wà house will ps called a house of

P Pray for international missionaries Eduardo and Cindi Angelo's ministries in Portugal.

r
a
y
f
o
r

Portugal



The Free Methodist church in Portugal has produced several worship CDs. The proceeds from the sales are invested in world missions.



Capital city: Madrid
Main language: Spanish
Religion: Roman Catholic

Did you know?

Canary birds live in the wild on the Canary Islands.



Spain exports oranges from Valencia.



Castanets are a percussion instrument used in Spain and other countries. They are held in your hand and make a clicking sound. Some are made of wood.



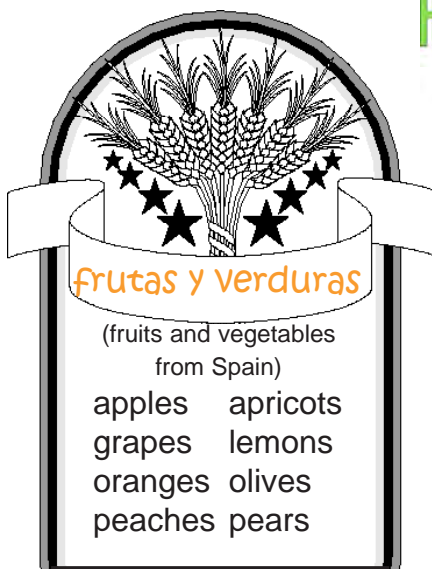
Stores in Spain close at the hottest part of the day, between 2 and 4:30 p.m.

RECYCLE



To protect the environment, many people in Spain are doing what they can to recycle bottles, paper and old clothing.

Storks may build huge nests on high buildings.




TO DO:

Circle the words in the puzzle related to Spain from the word list.

word list

canary
 castanets
 hot
 Madrid
 nest
 orange
 recycle
 Spain
 stork

P	O	R	E	C	Y	C	L	E
R	K	R	O	T	S	A	Q	D
Y	W	A	R	F	A	S	E	I
D	R	O	N	E	S	T	Z	R
O	R	A	N	G	E	A	G	D
A	Q	B	N	Y	H	N	K	A
R	N	P	S	A	B	E	S	M
O	H	O	T	N	C	T	E	R
S	P	A	I	N	H	S	E	K



Answer:

P Pray for the church planting work in the city of Madrid.

Spain

f The challenge in Spain is that people don't feel they need anyone or anything other than themselves — especially not God.





Capital city: Kyiv
Main languages: Ukrainian,
Russian
Religions: Ukrainian Orthodox,
Ukrainian Catholic

Did you know?



Ukraine means "borderland."


Ukraine is famous for *borscht* - a soup made with red beets, meat and many other ingredients.



Throughout most of Ukraine, snow covers the ground about 3 months during winter.



Ukrainians call their apartment buildings "ant colonies." These buildings stretch for miles in the cities.



Ukrainians are known for their sense of humor. The city of Odessa holds annual humor festivals on the first of April.

Ice-fishing is one of the most popular winter pastimes in Ukraine.

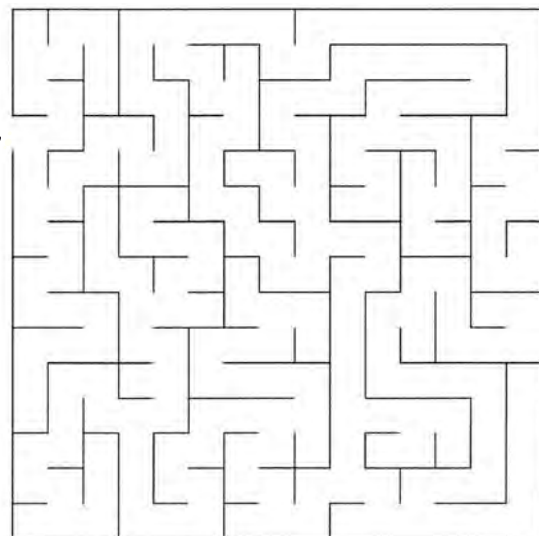


It is a Ukrainian tradition to keep painted Easter eggs in the house throughout the year.

TO DO:

Help the fish get through the maze without getting hooked.

START



END

Pray for more small groups to develop.

Pray

Ukraine




The ministry of the mobile Christian library is helping children and adults learn about Jesus.

UNITED KINGDOM




The English language is the second most widely spoken mother tongue in the world - with about 340 million speakers.

The most popular take-out food in Britain is fish and chips (fries).



London's subway is called the "underground" or the "tube."



TO DO:

Pray for the churches in the United Kingdom to continue to be interested in global ministry.

United Kingdom



The FMC in the United Kingdom supports a missionary nurse in Rwanda and has sent out several mission teams.

Capital city: London (Great Britain)
Belfast (Northern Ireland)
Main language: English
Religions: Anglican / Roman Catholic

Did you know?



An Englishman name John Montagu, known as the Earl of Sandwich, invented the sandwich.



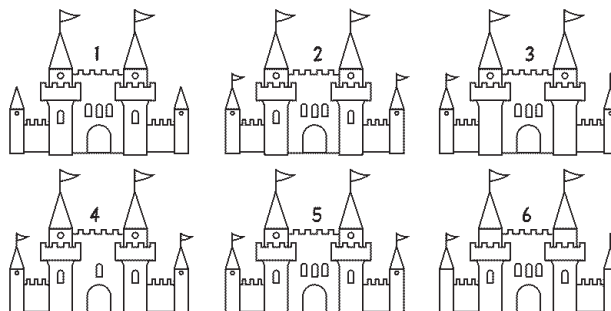
The first postage stamp was made in England more than 150 years ago.

The British drink about one-third of the world's total tea exports,



averaging five cups of tea per person every day.


Circle the two castles that match.



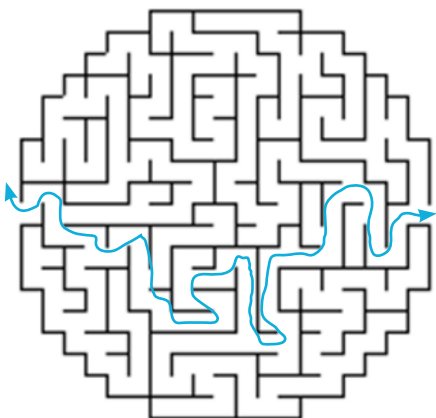
Answer (hold up a number two and number five mirror):
the castles that match are

Answers to Puzzles

Land of Europe (page 149)



Send the Missionaries to Europe Maze (page 153)



How Much Do You Know About Europe?

(page 150)

1. F 42 miles
2. T
3. T
4. T
5. T
6. T
7. F Mt. Olympus
8. T
9. T
10. T
11. F Danube
12. F April 25th
13. F grapes
14. F rose
15. F paprika
16. T
17. F gold
18. T
19. T
20. T

Coded Message (page 151)

Whom shall I send? Here am I send me.

Stained-Glass Window

(page 154)

message inside window reads:

God is Lord of Europe!

ICCM Activity Page

(page 157)

Matthew 25:40

Whatever you did for one of the least

of these brothers of mine, you did for me.

How to Be a Witness for God

(page 156)

SING (praise to Him.)

(Tell of His) WONDERFUL ACTS

VISA Ministries Activity Page

(page 159)

drill water wells

build churches

teach English

help orphans

distribute Bibles

give vaccinations

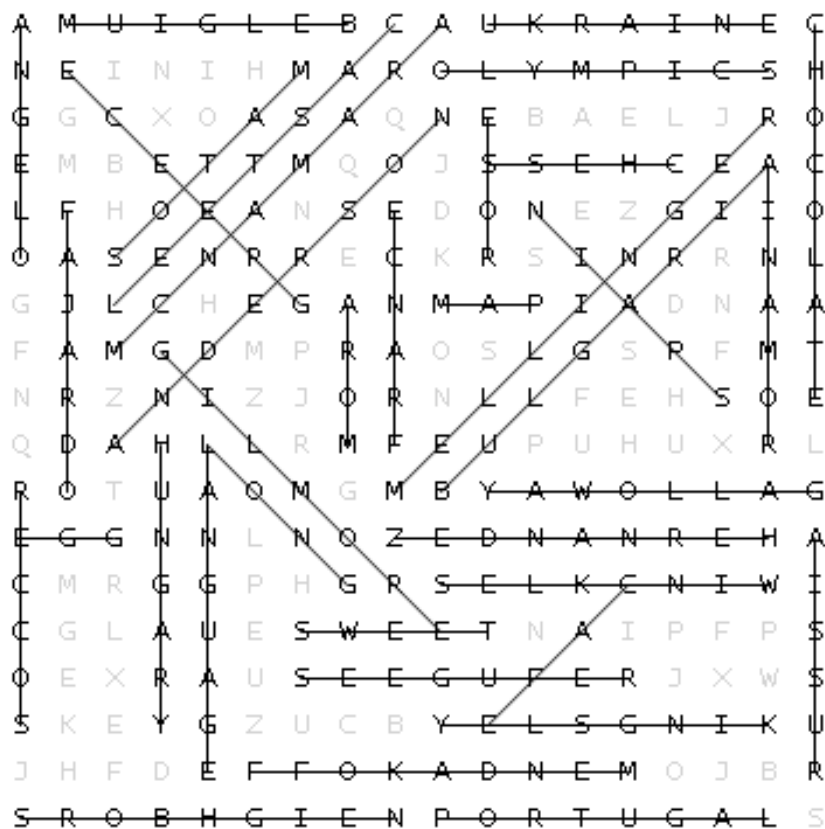
help after disasters

repair school

lead vacation Bible school

Europe Word Search

(page 155)





Songs

This section contains several songs in different languages of European countries. If you are unfamiliar with the tune, look up a YouTube video before teaching the songs to the children.



Jesus Loves Me

French

Pronunciation:

Jesus m'aime! Ce je sais
Parce-que la Bible m'a dit
Les petits uns a lui appartiennent
Ils sont faibles mais Il est fort!
Oui, Jesus m'aime
Oui, Jesus m'aime
Oui, Jesus m'aime
La Bible m'a dit.

Translation:

Jesus loves me! This I know.
For the Bible tells me so.
Little ones to Him belong.
They are weak, but He is strong.
Yes, Jesus loves me.
Yes, Jesus loves me.
Yes, Jesus loves me.
The Bible tells me so.

Pronunciation taken from home.snu.edu/~hculbert/songs2.htm.



Nem Lesz Egyedül (King of Kings)

Hungarian

*ancient Hebrew folk song
words by Sophie Conty and Naomi Batya*



Nem lesz egyedül szívem többé,
Glóri, halleluja!
Velem az én Uram mindörökké
Glóri, halleluja!
Jézus, hajnalcsillag
Glóri, halleluja!
Jézus, hajnalcsillag
Glóri, halleluja!

Translation:

King of kings and Lord of lords,
glory, hallelujah!
King of kings and Lord of lords,
glory, hallelujah!
Jesus, Prince of Peace, glory, hallelujah!
Jesus, Prince of Peace, glory, hallelujah!

Pronunciation:

Nem less edg-ed-ool see-vem too-bey.
Glory, halleluja!
Vell-em oz ain uram meaned-oor-rook-kay.
Glory, halleluja!
Yeah-zoosh, high-nal-chee-log
Glory, halleluja!
Yeah-zoosh, high-nal-chee-log
Glory, halleluja!



Hozsánna (Hosanna)

Hungarian

words and music by Carl Tuttle

Hozsánna! Hozsánna!

Hozsánna! Dávid Fiának!

Hozsánna! Hozsánna!

Hozsánna! Dávid Fiának!

Hozzád száll énekünk

Szívunkból szeretünk

Nincs köszikla senki más

Csak te vagy a mi Istenünk.

Pronunciation:

Hoe-jzanna! Hoe-jzanna!

Hoe-jzanna! daw-veed fee-aw-knock!

Hoe-jzanna! Hoe-jzanna!

Hoe-jzanna! daw-veed fee-aw-knock!

Hoe-zad sawl ay-neck-oonck

see-voonck-bull sair-e-toonck

neench koor-seek-la sheng-key-mawsh

chalk te-vawg aw me Eesh-ten-oonck.

Translation:

Hosanna, Hosanna, Hosanna in the highest!

Hosanna, Hosanna, Hosanna in the highest!

Lord, we lift up your name

With hearts full of praise!

Be exalted oh Lord my God,

Hosanna in the highest!

Pronunciation Help
"jz" is pronounced like
the "s" in the word
measure.

The Joy of the Lord Is My Strength

Spanish

words by Alliene G. Vale; based on Nehemiah 8:10

El gozo del Señor me fortaleza es,

El gozo del Señor me fortaleza es,

El gozo del Señor me fortaleza es,

Su gozo sin medida Él me da.

Pronunciation:

El GO-so dle sayn-YOUR me for-tah-LAY
sah es,

El GO-so dle sayn-YOUR me for-tah-LAY
sah es,

El GO-so dle sayn-YOUR me for-tah-LAY
sah es,

Soo GO-so seen may-DEE-dah El may dah.

Translation:

The joy of the Lord is my strength,

The joy of the Lord is my strength,

The joy of the Lord is my strength,

He gives me joy without measure.

This Little Light of Mine

Spanish

words by Harry D. Loes

verse 1

Esa pequeña luz
Tiene que brillar
Esa pequeña luz
Tiene que brillar
Esa pequeña luz
Tiene que brillar
Brillará brillará más y más.



Pronunciation:

AAA-sah pay-KAY-nyah loose
tee-IN-aaa kay bree-YAR.
AAA-sah pay-KAY-nyah loose
tee-IN-aaa kay bree-YAR.
AAA-sah pay-KAY-nyah loose
tee-IN-aaa kay bree-YAR.
bree-yar-AH bree-yar-AH MAHS eee MAHS.

verse 2

Ponerla debajo de la mesa, no!
Tiene que brillar
Ponerla debajo de la mesa, no!
Tiene que brillar
Ponerla debajo de la mesa, no!
Tiene que brillar
Brillará brillará más y más.

poh-NAIR-lah day-BAH-ho day lay MAY-sah, NO!
tee-IN-aaa kay bree-YAR.
poh-NAIR-lah day-BAH-ho day lay MAY-sah, NO!
tee-IN-aaa kay bree-YAR.
poh-NAIR-lah day-BAH-ho day lay MAY-sah, NO!
tee-IN-aaa kay bree-YAR.
bree-yar-AH bree-yar-AH MAHS eee MAHS.

Translation:

This little light of mine. I'm gonna let it shine.
This little light of mine. I'm gonna let it shine.
This little light of mine. I'm gonna let it shine.
Let it shine, let it shine, let it shine.

Hide it under a table, no! I'm gonna let it shine.
Hide it under a table, no! I'm gonna let it shine.
Hide it under a table, no! I'm gonna let it shine.
Let it shine, let it shine, let it shine.



Seek Ye First

Portuguese

words by Karen Lafferty; based on Matthew 6:33

Buscai primeiro o reino de Deus
E a sua justiça
E todas as coisas vos serão acrescentadas
Alelu, Aleluia!

Pronunciation:

Boo-sky pree-may-roo oh ray-no deDay-oos
ey ah soo-ah juic-tisa
ey toe-das as coyzahs voos seh-rown ah-
cresen-ta-dahs.
Ah-lay-LOO, ah-lay-LOO-yah!

Translation:

Seek ye first, the kingdom of God. And His
righteousness. And all these things shall be
added unto you – Allelu, Allelujah.

God Is So Good

Portuguese

words traditional

Deus é tão bom
Deus é tão bom
Deus é tão bom
É tão bom p'ra mim.

Pronunciation:

DAY-oos eh ton bom.
DAY-oos eh ton bom.
DAY-oos eh ton bom.
eh ton bom prah me.

Translation:

God is so good,
God is so good,
God is so good,
He's so good to me.

Jesus Loves Me

Russian

Lyyo-beet Ee-ee-soos.
Lyyo-beet Ee-ee-soos.
Lyyo-beet Ee-ee-soos.
E-to tvyer-do snah-yoo yah.

Translation:

Yes, Jesus love me.
Yes, Jesus loves me.
Yes, Jesus loves me.
The Bible tells me so.



King of Kings

Russian

ancient Hebrew folk song

words by Sophie Conty and Naomi Batya

Pronunciation:

Tsar tsarei i Bog bogov,
Slava, Alliluiya.
Tsar tsarei i Bog bogov,
Slava, Alliluiya.
Iisus dal nam mir,
Slava, Alliluiya.
Iisus dal nam mir,
Slava, Alliluiya.



Translation:

King of Kings and Lord of Lords,
glory, hallelujah!
King of Kings and Lord of Lords,
glory, hallelujah!
Jesus, Prince of Peace,
glory, hallelujah!
Jesus, Prince of Peace.
glory hallelujah!

Pronunciation of two Russian songs taken from
home.snu.edu/~hculbert/songs2.htm



This Is the Day

Ukrainian

*words and music by Les Garrett; adapted from
Psalms 118:24*

Pronunciation:

oats tsay deyn (2x)
shoh stvoh - REEV ho - SPOHD (2x)
nah RAHD - eest nam (2x)
tah veh - SELL - oh - shee (2x)
oats tsay deyn, shoh stvoh - REEV ho - SPOHD
nah RAHD - eest nam, tah veh-SELL-oh-shee
oats tsay deyn, oats tsay deyn
shoh stvoh - REEV ho - SPOHD

Ось цей день

Ось цей день (2p)

Що створив Господь (2p)

На радість нам (2p)

Та веселоші (2p)

Ось цей день, що створив Господь
На радість нам, та веселоші.

Translation:

This is the day (repeat)
That the Lord has made, (repeat)
I will rejoice (repeat)
and be glad in it. (repeat)
This is the day, That the Lord has made,
I will rejoice and be glad in it.
This is the day, This is the day,
That the Lord has made.



You Are My All in All

Ukrainian

words by Dennis L. Jernigan

Pronunciation:

ti mo-YA SI-la u zhit-TI
ti ye ta tsil, ku-DI ya idu
ti ye dlya ME-ne vse –
ti ye toy skarb, shcho ya shu-KAV
ti ye Hos-POD' mo-HO zhit-TYA
ti ye dlya ME-ne vse –



Translation:

You are my strength when I am weak.
You are the treasure that I seek.
You are my all in all.
Seeking you as a precious jewel,
Lord to give up I'd be a fool.
You are my all in all.

(chorus)


I-sus, miy Hos-POD', SLAV-lyu ya Te-BE
I-sus, miy Hos-POD', SLAV-lyu ya Te-BE

(Chorus) Jesus, Lamb of God, Holy is Your Name.
(really just says: "Jesus, Lord, I praise You")

(verse 2)

Ti vzyav miy hrikh, miy khrest, miy biyl
ZNO-vu pid-NYAV me-ne, ya Tviy
Ti ye dlya ME-ne vse.
Koli ye SPE-ka, Ti ye tiyn
Koli ya SPRA-hnu, Ti - vo-DA
Ti ye dlya ME-ne vse.

Taking my sin, my cross, my shame
Rising again, I bless Your Name
You are my all in all
When I fall down, You pick me up
When I am dry, You fill my cup
You are my all in all
(repeat chorus)





RECIPES

SNACK IDEAS

Bulgaria – Enjoy some yogurt with some fruit and nuts.

Greece – Common snacks are sunflower seeds, dried pumpkin seeds and pistachios.



Spain – Children love to eat sunflower seeds. They crack the shell open with their teeth, eat the seed inside and throw away the shell.

United Kingdom – Biscuits (cookies) are a popular snack in the U.K., and it most likely would be accompanied by a cup of tea. Don't forget to add milk and sugar to the tea.



Many European nations enjoy French fries dipped in mayonnaise.

In addition, many prepackaged snack items from Europe can be purchased on Amazon (amazon.com). Search for snacks by country or look for European cookies, Belgian chocolate, Belgian waffles, Greek Butter Cookies, Hungarian nut rolls or Stroopwafels.



ADDITIONAL RECIPES TO TRY

Look in a cookbook or on the internet for additional recipes for scones, crumpets, strudel, rice pudding, baklava, cabbage soup, poppy seed cake, shepherd's pie, goulash (popular in Hungary) or chicken Kiev (originated in Ukraine).



Bulgaria

SHOPSKA SALATA

This is a traditional Bulgarian salad, originated by the Shopi people of the Sofia region.

Ingredients:

4 tomatoes
 1-2 cucumbers, unpeeled
 4 green or red peppers, roasted or raw
 1 yellow onion (or 6 green onions, sliced)
 2 tablespoons fresh parsley
 1/2 cup sunflower oil or olive oil
 1/4 cup red wine vinegar (could substitute lemon or lime juice)
 salt and black pepper
 1/2 cup Bulgarian sirene cheese, or feta cheese, crumbled

Directions:

Chop tomatoes, cucumber, peppers, onion and parsley. Toss in a large bowl. Place oil, red wine vinegar, salt and pepper in a screw-top jar. Cover and shake until well blended. Toss dressing with vegetables. Refrigerate until ready to serve. Top with crumbled cheese.



France

CROQUE MONSIEUR (Krok May-Syur)

Ingredients:

2 eggs
 1/2 cup milk
 16 slices of bread
 4 tablespoons butter
 8 slices of swiss cheese
 8 thin slices of ham, cooked

Directions:

Trim ham and cheese to fit bread and place on bread. Slightly beat the eggs, then add milk. Coat both sides of the sandwiches in the egg and milk mixture. Using a small fry pan, sauté the sandwich in butter until golden brown on the bottom. Turn the sandwich with a spatula and sauté on the other side of the bread.

Greece

GREEK BUTTER COOKIES (Kourabiethes)

Ingredients:

1 cup softened butter
3/4 cup sugar
1 egg
1/2 teaspoon vanilla extract
1/2 teaspoon almond extract
2-1/2 cups flour
1 teaspoon baking powder
Powdered sugar, enough to dust the cookies
Optional: whole cloves

Directions:

Preheat oven to 350°.

Beat the butter until smooth. Add sugar and egg and beat until well mixed and smooth. Add vanilla and almond extracts. Combine flour and baking powder. Add the flour mixture a small amount at a time until well blended.

With your hands, shape the dough into balls, logs or crescent shapes. At Christmas, these cookies are often decorated with whole cloves. If you wish, add the clove.

Bake for 15 minutes until the edges of the cookies are slightly brown. Cool the cookies and then sprinkle or roll in powdered sugar.

The cloves, sometimes added to the cookies at Christmas, are meant to represent the spices the wise men gave to the Christ child.



KOULOOURAKIA

Ingredients:

1/2 cup softened butter
3/4 cup sugar
2 eggs
1/4 cup warm milk
1 teaspoon vanilla extract
2 tablespoons grated orange rind
2-1/2 cups all-purpose flour
2 teaspoons baking powder
1 beaten egg (for a glaze)
Optional: sesame seed

Directions:

Preheat oven to 375°.

Beat the butter and sugar until smooth and fluffy. Add the two eggs and beat. Then add the milk, vanilla, orange rind and baking powder and beat again.

Add the flour, a small amount at a time, until you have a soft dough.

Chill the dough for about 30 minutes.

Flour your hands before beginning to shape the dough. Pinch off pieces 1 inch at a time. Roll each piece into a 6-7-inch-long rope. Fold the rope in half and twist together. Continue until all the cookies are shaped. You may also choose to make shorter ropes and simply twist into a loop.

Cover a cookie sheet with parchment paper or grease the cookie sheet. Place cookies about 1 inch apart.

Beat the egg with about 1 tablespoon of water. Brush this mixture on top of the cookies and sprinkle with sesame seeds if you wish.

Bake for 15-20 minutes until lightly brown.

The first cookbook was written in Greece in 330 B.C.



TZATZIKI (dza-DZEE-kee)

Cucumbers and yogurt make up this creamy sauce, always served cold. Try dipping fresh vegetables or triangles of different kinds of bread into it. Or pour the sauce over shish kebabs.

Ingredients:

- 1 medium cucumber (English or Kirby cucumbers have fewer seeds.)
- 1 cup Greek-style plain yogurt*
- 1 clove garlic, crushed
- 1 tablespoon olive oil
- Salt and pepper to taste

Directions:

Peel the cucumber. Grate it finely into a medium-sized bowl. Stir the yogurt, garlic, olive oil, and salt and pepper in with the cucumber. Cover and refrigerate until time to serve. This recipe makes 1-1/2 cups of dip.

**Regular yogurt may not be creamy enough.*

Hungary

MINI HUNGARIAN KAKAÓS CSIGA (Chocolate Snails)

"This traditional Hungarian dessert is in almost every bakery that I have visited. No wonder, because it's really good! It is called a Chocolate Snail because it is spiral-shaped and looks like a snail's; that's what the word csiga means. It is pronounced 'Chee-gah-sh'. This recipe is for bite-sized spirals. They are much easier to make than the giant ones in the bakeries, but they still taste just as good. Instead of cocoa powder and sugar, you can also use cinnamon and sugar or jam. Try anything you want!" – Addie Anderson



Ingredients:

- 1 sheet or roll of store-bought puff pastry
- 3 tablespoons cocoa powder
- 4 tablespoons powdered sugar
- 1 egg

Directions:

Preheat oven to 350°.

Combine cocoa powder and powdered sugar in a small bowl. Unroll the sheet of puff pastry. Sprinkle the mixture of cocoa and powdered sugar evenly over the pastry. There may be more than you need. Smooth the mixture over the pastry until it almost reaches the edges. Using the tips of your fingers, begin to roll the pastry tightly.

Once the pastry is tightly rolled, place it on a cutting board and let it rest in the refrigerator for 10 minutes. Once firm, you will be able to cut it without destroying the spiral.

While the roll is in the refrigerator, whisk the egg with a fork. Also, spray a cookie sheet with cooking spray.

Take the pastry roll from the refrigerator. Cut off the ends and discard. Begin to cut 1/2-inch slices, keeping your fingers on the bottom to help keep the shape. Place each spiral slice on the cookie sheet and lightly press down with your fingers. If you need to, reshape the spiral slice to be more of a circle.

Once all the spirals are sliced, brush each lightly with the beaten egg. Don't overdo, or the spirals will be too brown and crispy.

Bake 10-15 minutes or until golden brown. After they are baked, you may want to sprinkle them with powdered sugar. They are great warm. Enjoy!



PALACSINTA (Pal-acheen-ta)

There are many ways to create these delicious crepes or pancakes. The pancake part is only the beginning. Hungarians use various fillings and then roll or fold (in half and in half again) and then put on toppings.

Ideas for fillings:

vanilla or chocolate pudding
sweetened ricotta cheese
fruit jam
fresh or drained canned fruit

Ideas for toppings:

chocolate sauce
powdered sugar
whipped cream
nuts
maple syrup
sour cream

Pancake Ingredients:

2 beaten eggs
1-1/2 cups milk
1 cup all-purpose flour
1 tablespoon cooking oil
2 tablespoons sugar
1/4 teaspoon salt

Directions:

Combine eggs, milk, flour, oil, sugar and salt. Beat until well mixed.

Heat a lightly greased skillet, and when it is hot enough to cook a pancake, take it off the heat and spoon in 1/8 to 1/4 cup of the batter; lift and tilt the skillet to spread batter until you get a round and very, very thin (about 1/16 inch) pancake.

Return to heat; brown on one side only. It will be kind of sticky, but it should come out in one piece with a gentle lift of a spatula.

Repeat with the remaining batter, greasing skillet occasionally.

This recipe makes 18 small palacsintas using the 1/8 cup (or two tablespoon measures) or nine larger palacsintas using the 1/4 cup measure. A typical dessert in a restaurant is often two of the larger ones on a plate.

In Ukraine, these crepes are called “blinchiki,” in Romania “clatite” (kla-tee-tay).

PAPRIKA CHEESE STICKS

Ingredients:

any refrigerated breadsticks
1/4 cup milk
Parmesan or Romano cheese
Paprika



Directions:

Prepare breadsticks as instructed on package. Brush breadsticks with milk (or water). Sprinkle with cheese and paprika. Bake according to package instructions.

*Az ételért, az italért,
légy áldott, jó Atyánk!
oz ay-tell-ayert, oz ee-tall- yert,
layg, all-dot, yo-ought-yanwnk!*

*(A Hungarian blessing, "For the food,
for the drink, be praised our Father!")*

POGASCA (PO-gatcha)

This is a small biscuit that can be prepared in a fancy way for party food or in a simple way for a snack. In the old days, they were homemade and made with yeast, sour cream and cheese.

The easiest way to make “pogis” is to buy refrigerator biscuits – the crescent variety would be best, but the buttermilk kind would be fine. Traditionally, a pogi is no bigger than about 1-1/2 inches in diameter, so the biscuits could be rolled out and cut with a knife or a small biscuit or cookie cutter.

Be sure to top the biscuits with finely grated cheese right before baking them according to the package directions. Keep a close watch while they bake because they might bake faster if you make them a smaller size.

Ingredients:

refrigerator biscuits

grated cheese

Meals in Hungary

- Typical breakfast would be lunch meat, cheese, bread, sliced cucumber, tomato and peppers, coffee and juice.
- Lunch is the largest meal of the day; the “hot meal,” it would consist of a soup and a main course with sides of bread and pickled salads.
- Dinner is similar to breakfast but may consist of an open-faced sandwich on bread or a roll.
- Drink – sparkling water and apple juice: Pour sparkling or still water into a glass 1/2 full and then add about 1/4 more apple juice. Many people enjoy this combination with a variety of fruit juices.



Portugal

EASY PORTUGUESE DONUTS (Filhós)

There are several traditional deep-fried treats in Portugal. They vary from one region to another. Different varieties take different forms, have unique spices and additions. These are a no-hole variety made with a yeast dough. Try our simplified version.

Ingredients:

1 can refrigerated biscuit dough (The flakey kind works best.)

1/2 cup granulated sugar

1 teaspoon cinnamon

Directions:

Heat a pot of vegetable oil to 350°.

Take the biscuit dough out of the can and cut each biscuit into three or four pieces. Round each piece slightly without handling it too much. Mix together the sugar and cinnamon in a small bowl.

Drop into hot oil and fry until golden brown. Use tongs to remove the donuts and place them on a plate lined with paper towels. Once cool enough to handle, roll each donut in the cinnamon and sugar mixture.



Spain

Children in Spain eat five meals a day. Breakfast and merienda (evening snack around 7 p.m.) for children might be milk and cookies (made with whole grains and fiber).

To try something similar, buy some “Maria” cookies (usually sold in the Mexican aisle of the grocery store). Or try Nutella (chocolate spread) on bread.

Serve with milk or fruit juice.

Ukraine

KUTYA (Koo-TYA)

This is traditionally the first dish people eat on Christmas morning, January 7, in Ukraine. Kutya is one of 12 dishes served.

Ingredients:

wheat berries (can substitute rolled oats, barley or another grain)

poppy seeds

nuts, chopped up

honey

milk

Directions:

Cook the wheat berries until soft.

Let them cool. Add some poppy seeds and nuts. Mix well. Put in enough honey to sweeten the grain. Add a little milk. The kutya should not be soupy or runny but moist.

(Teachers: You may want to cook the grain ahead of time and mix with the other ingredients in class.)

If you lived in Ukraine like I did, shopping would be a big adventure. First, we didn’t have a car, so we had to walk. Second, our “grocery store” wasn’t a store at all. It was a big outdoor market that made me think of a county fair. This is what you might see.

Over here are some ladies selling potatoes and onions. Next is a man with a bunch of cakes his wife made. Around the corner is a lady with a little stand where she sells things like bacon, juice and butter. She knows us and always takes time to talk.

If we want flour or sugar, we have to go to another part of the market. We ask the man for 2 or 3 kilograms (that’s about 5 or 6 pounds) of flour, and he measures it out of a big sack. If we want to buy a lightbulb, the lady who sells them will test it first to show us that it really works.

As we shop, we carry everything around in plastic grocery bags. If it is summer, we get hot! If it is winter, we wear gloves and long underwear, or we will freeze while shopping!

Our last stop is the meat department. We can buy pork or beef. It is hard to tell which meat is pork and which is beef. But sometimes there is a big pig’s head lying on the counter. This makes it easier. The butcher cuts up any piece of meat you would like with an axe.

(Former missionary Marcie Potts)



NUT AND POPPY SEED ROLLS (Beigli)

Makes 4 rolls; the filling ingredients are calculated for 2 rolls, respectively.

Dough Ingredients:

1 teaspoon sugar
1/2 cup milk
1 cake compressed yeast
1/3 cup confectioners sugar
3-3/4 cups flour
6-1/2 tablespoon butter
6-1/2 tablespoon shortening
2 eggs
1 teaspoon grated lemon zest
Pinch of salt
1 teaspoon vanilla

Ingredients for the nut filling:

Scant 1/2 cup milk
1/2 cup sugar
1 teaspoon vanilla
1/2 teaspoon grated lemon zest
3 tablespoon raisins
Pinch of cinnamon
3 cups ground nuts
3-4 tablespoon honey

Ingredients for the poppy seed filling:

Scant 1/2 cup milk
1 1/4 cup confectioners sugar
1 teaspoon vanilla
1 2/3 cups ground poppy seeds
3 teaspoon raisins
1 teaspoon grated lemon zest
4 tablespoon honey

Other Ingredients:

Butter for the baking sheet
1 egg yolk for glazing

Directions:

Dissolve the sugar in lukewarm milk, then add the

yeast. Mix the remaining dough ingredients with the yeast mixture and knead thoroughly. Cover the dough with a dish towel and let rise for about 30 minutes.

To make the nut filling, combine milk in a pan with the sugar and vanilla and bring to a boil. Add the lemon zest, raisins, cinnamon, nuts and honey.

For the poppy seed filling, mix the milk with the confectioners sugar and vanilla. Bring to boil and add the poppy seeds and raisins. Simmer for a few minutes, stirring constantly; remove from heat and stir in the lemon zest and honey.

Divide the dough into four and roll out each piece into a rectangle measuring about 12x14 inches. Spread the dough with the nut or poppy seed filling, leaving a 1/2-inch gap around the edges, and roll up lengthwise, ensuring the rolls remain firm. Grease a baking sheet and

carefully transfer the rolls onto the baking sheet (leaving space for expansion between them) and brush with egg yolk.

Bake in a preheated medium oven until golden brown. Only remove from the pan when completely cool. If kept covered and stored in a cool, dry place, the rolls will stay fresh for a long time. Do not slice until just before serving, arranging the slices like roof tiles on a plate, and sprinkle with confectioners sugar.

This recipe is an all-time Ukrainian favorite, as they serve them at any time of day.

United Kingdom

Teatime is important in England. The tea is served around 4 or 5 p.m. and can be served with a large meal or one of the following:

- tiny sandwiches
- crumpets
- scones
- sponge cake
- dainty pastries



Make little sandwiches (try cucumber or egg salad) and cut off the crusts. You might even cut the sandwiches into strips about 2 inches wide.

Or serve tea with Greek Butter Cookies!

Christian Life Club Supplement



If you are continuing to use the Christian Life Club (CLC) material in your church, this section provides the list of requirements for missions month. *Missions Alive!* is designed to teach about Free Methodist World Missions, its missionaries and the work of leaders around the world.



Pathfinder Year 1

Learn About Missions Badge
Memory Verse – Mark 16:15

Requirements:

► Listen to and act out the Story of Philip and the Ethiopian (Acts 8:26-40). Tell what this story teaches about telling others about Jesus. Make a prayer list of people you know who need to hear about Jesus.

► Make a card for one of the friends for whom you have been praying, inviting him or her to a church event or service.



Pathfinder Year 2

Learn About Missions Badge
Memory Verse – Psalms 96:3

Requirements:

► Learn about some of the missionaries who work in mission fields around the world. Post their pictures on a map to show the country where each missionary works.

► Make an audio or video greeting for the missionaries you learned about. Tell something about yourself, sing a song and pray for the missionaries. (You might set up a FaceTime or Skype call with your missionary friends.)



Trailblazer Year 1

Reach Out Badge
Memory Verse – Acts 1: 8

Requirements:

► Make a small gift to give to a child with whom you want to share Christ. Deliver the gift and tell the child the plan of salvation. Pray for the child who will receive your gift.

► Learn about and pray for a missionary family who works on the mission field you are studying. Write a letter to a missionary child.



Trailblazer Year 2

Reach Out Badge
Memory Verse – Romans 10:13-14

Requirements:

► Help prepare at least two foods using recipes from other countries. Share them with Christian Life Club friends.

► On the map, locate some countries in which your church has missionaries. Discuss information about the climate, languages, natural resources and people in those countries. Tell some things you learned about how the people live.



Pacesetter Year 1

The Great Commission Badge
Memory Verse – Matthew 28:19-20

Requirements:

► Identify some of the special challenges and joys missionaries experience. Tell how our prayers can help in these situations. Contact three missionaries and ask them to tell their favorite part of being a missionary.

► Discover why missionaries need our financial support. Contribute some money to support our missionaries.



Pacesetter Year 2

The Great Commission Badge
Memory Verse – 1 Peter 3:15

Requirements:

► Make a bulletin board, table or cabinet display showing the various jobs missionaries do in the countries where they are serving God.

► Learn about what influences people to choose their careers. Make a list of your interests and abilities. Tell how each might be used in a mission setting. Pray, asking God to lead you in the decision you will make about your career.

Resources

Note: Most of these books can be ordered online.

The list of missions education resources below is not exhaustive, but you will find it helpful.

Due to the dynamic and changing nature of the internet, some websites stay current longer than others.

RECOMMENDED RESOURCES

Books: (author and publisher)

A Kids' Guide to Hunger and Homelessness — How to Take Action, by Cathryn Berger Kaye, MA (Free Spirit Publishing) 2007

A World of Children's Games, edited by Mary Duckert (Friendship Press) 1993

Exploring the World With Jesus, by Free Methodist missionaries (Light & Life Communications) 1995

From Akebu to Zapotec, by June Hathersmith (Wycliffe) 2002

From Arapesh to Zuni, by Karen Lewis (Wycliffe) 1986

Fun Around the World, by Mary Branson (New Hope Publishers) 1992

Global Art — Activities, Projects and Inventions From Around the World, by MaryAnn F. Kohn and Jean Potter (Gryphon House) 1998

Growing Compassionate Kids (Helping Kids See Beyond Their Backyard), by Jan Johnson (Upper Room Books) 2001

Hands Around the World, by Susan Milord (Williamson Publishing) 1992

Kids for the World: A Guidebook for Children's Mission Resources, by Gerry Dueck (William Carey Library Publications) 1990

More Fun Around the World, by Jackie Faughn (New Hope Publishers) 1998

My First Music Book, by Helen Drew (Dorling Kindersley) 1993

Operation World, by Jason Mandryk (Bibliba Publishing) 2010

Reach Around the World: Missions Activities, by Bob and Sandy Friesen (Gospel Pub House) 1999

77 Ways Your Family Can Make a Difference (Ideas and Activities for Serving Others), by Penny A. Zeller (Foundry Publishing) 2008

The Great Games Book, by Susan Adams (Dorling Kindersley) 1997

The Great Kid Mission, by Mary Gross (Gospel Light Publishers) 1996

The Kids' Multicultural Cookbook, Food and Fun Around the World, by Deanna F. Cook (Williamson Publishing) 1995

The Kids' Volunteering Book, by Arlene Erlbach (Lerner Publications Company) 1998

The Mission Minded Child: Raising a New Generation to Fulfill God's Purposes, by Ann Dunagan (Authentic) 2007

The Teacher's Manual for "Top Line - Bottom Line," by Jill Harris and Bob Sjogren, Unveilinglory, 4663 Crown Hill Rd., Mechanicsville, VA 23111, UnveilingLORY.com

Unwrapping the Servant: Teaching Kids to Serve Jesus and Others, by Tina Houser (Warner Press) 2015

Window on the World, by Daphne Spraggett with Jill Johnstone (Paternoster Lifestyle) 2001

Window on the World: An Operation World Prayer Resource, by Molly Wall (Intervarsity Press) 2018

You Can Change the World, by Jill Johnstone (Zondervan) 1992

You Can Change the World Volume 2, by Daphne Spraggett and Jill Johnstone (Zondervan) 1996

Additional Resources

Flags of the World
crwflags.com/fotw/flags

Gospel Light
gospellight.com

Gryphon House
gryphonhouse.com

Joshua Project
joshuaproject.net

New Hope Publishing
Newhopepublishers.com

Oriental Trading Company
(decorations or prizes) orientaltrading.com

Warner Press
warnerpress.org

William Carey Library
missionbooks.org

The World Factbook
cia.gov/library/publications/the-world-factbook

Zondervan
zondervan.com

Suggested Readings

In addition to the books found under the Recommended Resources section, consider adding these storybooks to your missions library.

Christian Heroes: Then and Now Series, by Janet and Geoff Benge, YWAM Publishing (Biographical titles include: Adoniram Judson, Amy Carmichael, Cameron Townsend, Eric Liddell, Gladys Aylward, Hudson Taylor, Jim Elliot, Jonathan Goforth, Lottie Moon, Nate Saint, William Carey and others — ages 10 and up)

Jesus Is No Secret, by Carolyn Nystrom (ages 6-9)

Joy's Discovery, by Jane Chu (ages 6-10)

Men and Women of Faith Series, Bethany House Publishers (Biographical titles include: Gladys Aylward, Amy Carmichael, Hudson Taylor, John and Betty Stam, Luis Palau, Mary Slessor, and others — ages 12 and up)

Mission Adventures in Many Lands, by Lawrence Driskill (53 mission stories)

Mission Stories From Around the World, by Lawrence Driskill

Missionary Stories From Around the World, by Betty Swinford

“Strawberries in Winter” (Slovakia), one story from ***Stories of Hope and Spirit: Folktales From Eastern Europe***, by Dan Keding

The Christmas Carp, by Rita Törnqvist (Czech Christmas story)

What Language Does God Speak?, by Karen Lewis and Philip White (16-page coloring book telling the story of Bible translation)

Worldwide Mission Stories for Young People, by Lawrence Driskill



DVD Resources

The Torchlighters Heroes of the Faith series is an excellent resource. These animated DVDs tell the stories of missionaries and other Christians who have had significant impact for the kingdom of God. These DVDs are produced by Robert Fernandez. They are available at torchlighters.org.

Bibliography

Books: (author and publisher)

2006 Culture Grams – Europe, Pro Quest Info.
A True Book: Spain, by Martin Hintz (Children's Press) 2004

Another Trip Around the World, by Leland Graham and Traci Brandon (Carson-Dellosa Publishing Co.) 1996

Children of Slovakia, by Sheila Kinkade (Carolrhoda Books Inc.) 2001

Countries of the World – Greece, by Hong Nam Yeoh (Gareth Stevens Publishing) 1999

Country Insights: France, by Teresa Fisher (Raintree Steck-Vaughn) 1997

Cultures of the World (Belgium), by Robert Pateman (Marshall Cavendish) 1995

Cultures of the World (Bulgaria), by Kirilka Stavreva (Marshall Cavendish) 1997

Cultures of the World (Portugal), by Jay Heale (Marshall Cavendish) 1995

Cultures of the World (Slovakia), by Ted Gottfried (Benchmark Books, Marshall Cavendish) 2005

Cultures of the World (Spain), by Elizabeth Kohen and Marie Louise Elias (Benchmark Books, Marshall Cavendish) 1992/2003

Cultures of the World (Ukraine), by Volodymyr Bases (Marshall Cavendish) 1997

Enchantment of the World (Belgium), by Michael Burgan (Children's Press) 2000

Focus on France (Aladin Books) 1992

Getting to Know Britain, by Moria Butterfield and Nicola Wright (Barron's) 1994

Great Britain, by Richard and Sheila Tames (Franklin Watts) 1994

Greeks: Facts, Things to Make, Activities, by Rachel Wright (Franklin Watts) 1992

Hungary in Pictures, Geography Department (Lerner Publications) 1993

Look What Came From Greece, by Kevin Davis (Franklin Watts) 1999

Look What Came From Italy, by Miles Harvey (Franklin Watts) 1998

Look What Came From Spain, by Kevin Davis (Franklin Watts) 2002

Next Stop Spain, by Clare Boast (Reed Educational and Professional Publishing) 1998

Portugal in Pictures, by James Nach (Lerner Publications) 1991

Q&A Spain: A Question and Answer Book, by Kremena Spengler (Capstone Press) 2006

Slovakia in Pictures, by Francesca Davis DiPiazza (Twenty-First Century Books, Lerner Publishing Group, Inc.) 2011

Spain: Faces and Places, by Mary Berendes (The Children's World) 1999

The Former Soviet States: Belarus, Ukraine, and Moldova, by Kelvin Gosnell (Millbrook Press) 1992

The World Encyclopedia of Flags, by Alfred Znamierowski (Lorenz Books) 1999

Welcome to Greece, by Hong Nam Yeoh (Gareth Stevens Publishing) 2000



Websites:

CIA, The World Fact Book
cia.gov/library/publications/the-world-factbook

Cool Kid Facts
coolkidfacts.com

Erasmus+
eg.lovechnet.com/erasmus/products/games.pdf

Flags of the World
crwflags.com/fotw/flags/

It Still Works
itstillworks.com/12539831/traditional-romanian-games

Kids- World-Travel-Guide.COM
kids-world-travel-guide.com

Lonely Planet
lonelyplanet.com

Mina Munns
flamecreativekids.blogspot.com

National Geographic Kids
kids.nationalgeographic.com

Ntripping Trips & Stuff
ntripping.com

Slovak Republic
Slovak-republic.org

Spanish Playground
spanishplayground.net/12-traditional-games-spanish



Families of the World is an award-winning DVD series you may find at your local library. Geared for kids ages 5 to 12, these 30-minute “documentaries” tour the culture and daily life of children around the globe – including a number of countries where FM ministry is taking place.

As children walk you through their country, you are able to put a face on the culture and people.

Take into account these videos are not produced from a Christian perspective. There may be some cultural or spiritual aspects you will want to discuss with your students.

The video series is produced by husband-and-wife team Mark and Eleanor “Georgi” Marquisee.

For more information go to familiesoftheworld.com.

Missions Alive!

Missions Alive! is produced on a seven-year study cycle to assist children's workers as they help students explore cultures and peoples of the world and to share how the Free Methodist Church is making a global impact. We hope you will use this curriculum and adapt it to fit your needs. It can be used in a large or small group, in children's church, Wednesday evening programming, vacation Bible school, or as a monthly missions focus. If you are still using the Christian Life Club program, you may use the curriculum to help students earn the CLC missions badge for their age level.

The study cycle for grades 1-6 includes the following world areas:

Europe	2021
West Africa.....	2022
The Caribbean, Central America and Mexico	2023
Central, East and Southern Africa	2024
Asia and Australia	2025
South America.....	2026
Middle East.....	2027

Missions Alive! is a free downloadable curriculum. You can find the curriculum at fmwm.org/childrens-resources. There are also PowerPoint slides and video links related to the current year's curriculum. If you have any questions, please call 800-342-5531.



MISSIONS ALIVE! EVALUATION | Europe – 2021

Each *Missions Alive!* teacher, leader or helper is invited to offer suggestions and responses to the curriculum. This survey will be used to help improve *Missions Alive!* in the future.

Background of Evaluator

1. Role with *Missions Alive!* curriculum ☐ teacher ☐ helper ☐ leader ☐ other _____
2. Grade level worked with ☐ (ages 4-6) ☐ (grades 1-2) ☐ (grades 3-4) ☐ (grades 5-6)
☐ other _____
3. Years you have worked in children's ministries ☐ less than 1 ☐ 1-3 ☐ 4-6 ☐ more than 6
4. Meeting time you used *Missions Alive!* curriculum ☐ midweek ☐ Sunday school
☐ missions fair ☐ other _____
5. Groupings in your children's ministries ☐ each grade separate ☐ two grades together
☐ several grades together ☐ one group ☐ other _____

Evaluation of Content

Check the number indicating your evaluation of each category, 1 being poor and 4 being excellent.
Material meets the goal of teaching children to care about other people of the world

1. Introduction to other cultures ☐ 1 ☐ 2 ☐ 3 ☐ 4
2. Clarity of instructions for leader ☐ 1 ☐ 2 ☐ 3 ☐ 4
3. Adaptability of material ☐ 1 ☐ 2 ☐ 3 ☐ 4
4. Appropriateness for age ☐ 1 ☐ 2 ☐ 3 ☐ 4

Evaluation of Book Structure

Check the number indicating your evaluation of each category, 1 being poor and 4 being excellent.

1. Artwork ☐ 1 ☐ 2 ☐ 3 ☐ 4
2. Layout ☐ 1 ☐ 2 ☐ 3 ☐ 4
3. Ease of use ☐ 1 ☐ 2 ☐ 3 ☐ 4
4. Reproducibles ☐ 1 ☐ 2 ☐ 3 ☐ 4

Additional Comments:

List any additional resources you found helpful in your missions study:

FOLLOWING YOUR STUDY, PLEASE RETURN EVALUATION TO:

Free Methodist World Missions, 770 N. High School Road, Indianapolis, IN 46214
e-mail: janet.coates@fmcusa.org fax: (317) 241-1248